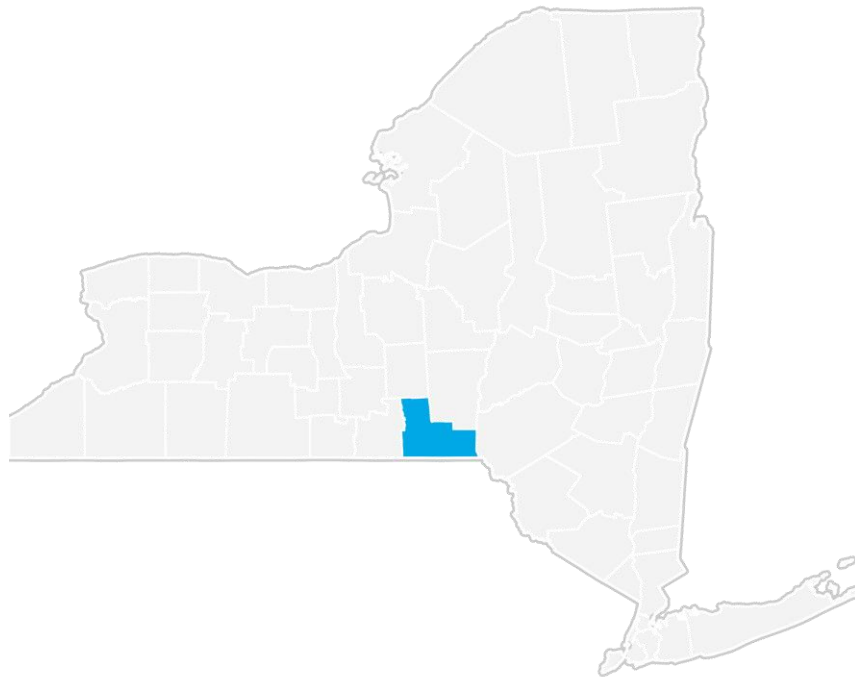


Real-Time Intelligence for Broome County, New York



JOBS eQ

June 3, 2019

QUERY DEFINITION..... 3

SUMMARY 4

OPENINGS BY OCCUPATIONS..... 5

OPENINGS BY EMPLOYERS 7

OPENINGS BY CERTIFICATIONS 8

OPENINGS BY SKILLS..... 9

OPENINGS BY JOB TITLES 10

OPENINGS BY EDUCATION LEVELS..... 11

OPENINGS BY PROGRAMS..... 12

OPENINGS BY LOCATIONS..... 13

FAQ..... 14

Query Definition

Online job postings for Broome County, New York for the 30 day period ending 6/2/2019.

Summary

Total Job Posts	Occupations	Employers	Certifications	Hard Skills	Job Titles	Education Levels	Programs	Locations
3,527	401	1,109	120	537	2,604	5	160	239

Openings by Occupations

SOC	Title	Occupations			Total Ads	
		Median Duration	Ads Closed	JPLQ		
41-2031.00	Retail Salespersons	22	77	0.94	255	
41-1011.00	First-Line Supervisors of Retail Sales Workers	20	36	1.13	154	
29-1141.00	Registered Nurses	10	30	0.87	127	
43-4051.00	Customer Service Representatives	16	35	1.78	125	
21-1093.00	Social and Human Service Assistants	30	24	0.79	96	
35-3021.00	Combined Food Preparation and Serving Workers, Including Fast Food	32	17	0.71	86	
41-3099.00	Sales Representatives, Services, All Other	31	13	1.31	68	
43-6014.00	Secretaries and Administrative Assistants, Except Legal, Medical, and Executive	18	17	0.73	50	
11-9111.00	Medical and Health Services Managers	44	14	1.00	50	
49-9071.00	Maintenance and Repair Workers, General	75	9	0.65	48	
53-7062.00	Laborers and Freight, Stock, and Material Movers, Hand	17	15	0.91	47	
37-2011.00	Janitors and Cleaners, Except Maids and Housekeeping Cleaners	13	5	0.64	45	
43-5081.01	Stock Clerks, Sales Floor	13	14	0.94	44	
43-6013.00	Medical Secretaries	13	15	0.93	40	
53-3032.00	Heavy and Tractor-Trailer Truck Drivers	46	14	0.91	40	
15-1151.00	Computer User Support Specialists	45	13	0.99	38	
29-2061.00	Licensed Practical and Licensed Vocational Nurses	15	4	1.21	36	
35-1012.00	First-Line Supervisors of Food Preparation and Serving Workers	63	3	0.53	36	
41-2011.00	Cashiers	7	14	0.77	33	
13-1199.00	Business Operations Specialists, All Other	22	11	2.43	32	
35-3031.00	Waiters and Waitresses	65	6	0.98	32	
13-1071.00	Human Resources Specialists	35	12	1.12	31	
53-3031.00	Driver/Sales Workers	14	5	0.84	31	
53-3033.00	Light Truck or Delivery Services Drivers	22	7	1.32	30	
29-2071.00	Medical Records and Health Information Technicians	24	9	1.65	28	

Source: [JobsEQ®](#)

Data reflect online job postings for the 30 day period ending 6/2/2019

Note: Data are subject to revision. Please do not use the volume of data for historical comparisons until such time that an adjusted historical series of these data are provided.

Openings by Employers

Employers

Employer Name	Median Duration	Ads Closed	Total Ads	
United Health Services	57	35	252	
BAE Systems	80	38	116	
Ascension Health	13	44	116	
Binghamton University	64	65	90	
Ascension	8	32	87	
Maines Paper & Food Service Inc	36	18	50	
Speedway	n/a	0	40	
The Raymond Corporation	28	1	38	
Lowe's	16	22	34	
State of New York	14	13	34	
United Methodist Homes	32	10	26	
Dollar General	26	2	26	
Visions Federal Credit Union	38	1	25	
Advance Auto Parts	96	2	24	
Achieve of NY	97	6	22	
Express Employment Professionals	14	17	21	
CSL	4	8	20	
Addison Group	43	9	20	
T.L. Cannon Management Corp.	139	2	18	
AVANGRID	20	17	18	
Shipt	5	17	17	
The Research Foundation for SUNY at Binghamton	42	10	17	
Dicks Sporting Goods	14	6	16	
Raymond	76	2	15	
Target	55	12	15	

Source: [JobsEQ®](#)

Data reflect online job postings for the 30 day period ending 6/2/2019

Note: Data are subject to revision. Please do not use the volume of data for historical comparisons until such time that an adjusted historical series of these data are provided.

Openings by Certifications

Certifications

Certificate Name	Median Duration	Ads Closed	Total Ads	
Registered Nurse (RN)	19	22	99	
Certification in Cardiopulmonary Resuscitation (CPR)	70	14	86	
Basic Life Support (BLS)	9	21	68	
First Aid Certification	127	4	26	
Licensed Practical Nurse (LPN)	21	7	25	
Class A Commercial Drivers License (CDL-A)	62	5	19	
Commercial Drivers License (CDL)	53	3	15	
Licensed Master Social Worker (LMSW)	37	2	14	
Registered Health Information Technician (RHIT)	85	3	13	
Advanced Cardiac Life Support Certification (ACLS)	n/a	0	12	

Source: [JobsEQ®](#)

Data reflect online job postings for the 30 day period ending 6/2/2019

Note: Data are subject to revision. Please do not use the volume of data for historical comparisons until such time that an adjusted historical series of these data are provided.

Openings by Skills

Hard Skills

Skill Name	Median Duration	Ads Closed	Total Ads	
Microsoft Excel	40	63	255	
Microsoft Office	36	69	252	
Ability to Lift 41-50 lbs.	36	48	209	
Retail Sales	22	53	203	
Ability to Lift 51-100 lbs.	18	40	159	
Merchandising	29	23	116	
Cash Handling (Cashier)	29	16	114	
Sales	17	23	99	
Microsoft Word	40	23	89	
Microsoft Outlook	32	17	80	

Source: [JobsEQ®](#)

Data reflect online job postings for the 30 day period ending 6/2/2019

Note: Data are subject to revision. Please do not use the volume of data for historical comparisons until such time that an adjusted historical series of these data are provided.

Openings by Job Titles

Job Title	Median Duration	Ads Closed	Total Ads	
Sales Associate	45	2	17	
Technician - Patient Care	8	6	15	
Customer Service Representative	31	3	13	
RN - Registered Nurse	15	4	12	
Operations Associate	8	3	12	
Team Member	32	1	11	
Administrative Assistant	47	2	10	
Server	284	1	10	
dishwasher	223	1	10	
Medical Office Assistant	36	2	10	
Delivery Driver	14	1	9	
Maintenance Technician	77	1	9	
Store Manager	35	2	8	
Customer Service Associate II	5	3	8	
Salesperson	96	2	8	
General Manager	n/a	0	8	
Hair Stylist	125	1	8	
ASSISTANT MANAGER	9	1	8	
Project Manager	26	1	8	
Lead Customer Service Representative PT	n/a	0	7	
Retail Sales Associate	40	3	7	
Pharmacy Technician	42	1	7	
Customer Service Representative FT	n/a	0	7	
Assistant Manager Trainee 50	n/a	0	7	
Bartender	n/a	0	7	






Source: [JobsEQ®](http://www.chmuraecon.com/jobseq)

Data reflect online job postings for the 30 day period ending 6/2/2019

Note: Data are subject to revision. Please do not use the volume of data for historical comparisons until such time that an adjusted historical series of these data are provided.

Openings by Education Levels

Education Levels

Minimum Education Level	Median Duration	Ads Closed	Total Ads	
High school diploma or equivalent	25	248	1,002	
Bachelor's degree	39	154	514	
Associate's degree	34	52	204	
Master's degree	45	33	68	
Doctoral or professional degree	88	14	24	

Source: [JobsEQ®](#)

Data reflect online job postings for the 30 day period ending 6/2/2019

Note: Data are subject to revision. Please do not use the volume of data for historical comparisons until such time that an adjusted historical series of these data are provided.

Openings by Programs

Program Name	Programs			Total Ads
	Median Duration	Ads Closed		
Business	28	19	71	
Engineering	58	20	61	
Technical	23	18	55	
Computer Science	71	14	54	
Nursing	26	12	52	
Accounting	173	12	42	
Business Administration	22	6	37	
Human Services	30	9	37	
Social Work	45	13	34	
Finance	37	7	27	

Source: [JobsEQ®](#)

Data reflect online job postings for the 30 day period ending 6/2/2019

Note: Data are subject to revision. Please do not use the volume of data for historical comparisons until such time that an adjusted historical series of these data are provided.

Openings by Locations

Locations

Location	Median Duration	Ads Closed	Total Ads	
Binghamton, New York	26	292	866	
Vestal, NY 13850	38	45	226	
Endicott, New York	61	70	208	
Vestal, New York	27	63	181	
Johnson City, NY 13790	24	26	175	
Binghamton, NY 13901	19	32	156	
Binghamton, NY 13905	30	34	139	
Endicott, NY 13760	36	22	113	
Binghamton, NY 13903	72	20	112	
Johnson City, New York	49	28	108	

Source: [JobsEQ®](#)

Data reflect online job postings for the 30 day period ending 6/2/2019

Note: Data are subject to revision. Please do not use the volume of data for historical comparisons until such time that an adjusted historical series of these data are provided.

FAQ

What is SOC?

The Standard Occupational Classification system (SOC) is used to classify workers into occupational categories. RTI classifies workers in one of the 1,090 8-digit level codes known as the O*NET-SOC Occupational Listings. In addition, occupations are combined to form 23 major groups (2-digit level), 97 minor groups (3-digit), and 461 occupation groups (5-digit), and 840 detailed occupations (6-digit). Each occupation group includes occupations requiring similar job duties, skills, education, or experience.

How does the time period work?

Online job postings included in this report are those that meet the Query Definition parameters (shown above) and that were active at any point in the specified time frame preceding the date this report is generated. As such, this report may include some ads that were closed as of the date of this report; in addition, this report may include some ads that were first posted prior to the specified time frame referred to above.

What are “active” and “closed” ads?

An “active” ad refers to an online job posting that was still posted online when Chmura’s web crawler last viewed that page, which occurs at least once a week. An ad is considered “closed” if Chmura’s web crawler no longer sees the ad listed or if the ad is specifically designated on the site as no longer being active.

Is every online-job-ad website included in these data?

We make every attempt to catch all of the significant job-posting websites across the United States, but we cannot guarantee complete, 100% coverage. If you have any questions about a particular website, please don’t hesitate to ask.

What certifications are included and how are they defined?

We include over 3,000 different certifications in our job ad analyses. A complete list can be found in the JobsEQ help section, along with further information about those certifications.

About This Report

This report and all data herein were produced by JobsEQ®, a product of Chmura Economics & Analytics. The information contained herein was obtained from sources we believe to be reliable. However, we cannot guarantee its accuracy and completeness.