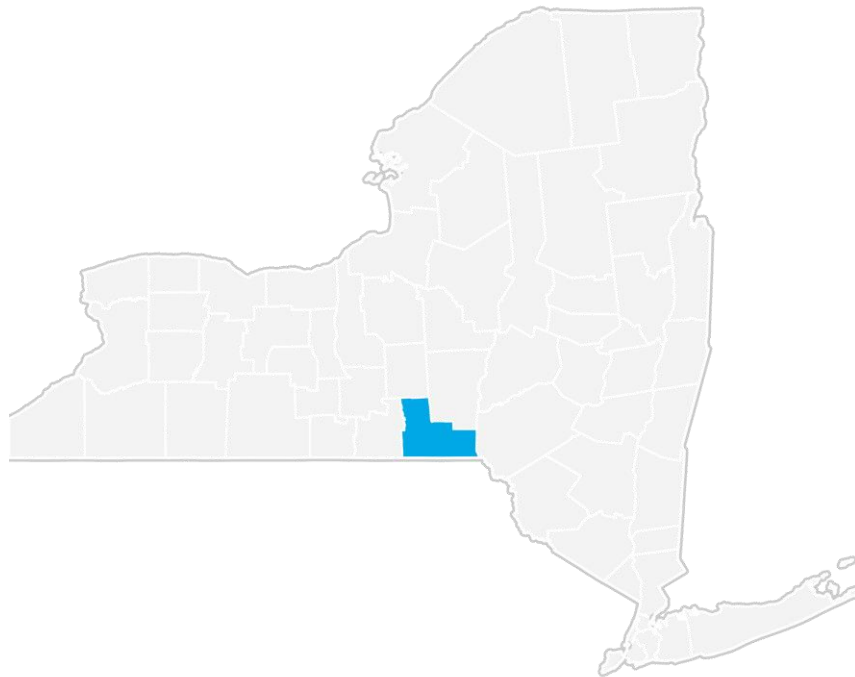


Real-Time Intelligence for Broome County, New York



JOBS eQ

March 7, 2019

QUERY DEFINITION.....	3
SUMMARY	4
OPENINGS BY OCCUPATIONS.....	5
OPENINGS BY EMPLOYERS	7
OPENINGS BY CERTIFICATIONS	9
OPENINGS BY SKILLS.....	10
OPENINGS BY JOB TITLES	11
OPENINGS BY EDUCATION LEVELS.....	13
OPENINGS BY PROGRAMS.....	14
OPENINGS BY LOCATIONS.....	15
FAQ.....	16

Query Definition

Online job postings for Broome County, New York for the 30 day period ending 3/6/2019.

Summary

Total Job Posts	Occupations	Employers	Certifications	Skills	Job Titles	Education Levels	Programs	Locations
3,385	393	1,018	119	721	2,455	5	144	230

Openings by Occupations

SOC	Title	Occupations			Total Ads	
		Median Duration	Ads Closed	JPLQ		
41-2031.00	Retail Salespersons	26	67	0.89	208	
41-1011.00	First-Line Supervisors of Retail Sales Workers	37	36	1.15	146	
53-3032.00	Heavy and Tractor-Trailer Truck Drivers	13	75	1.39	117	
29-1141.00	Registered Nurses	10	43	0.77	115	
43-4051.00	Customer Service Representatives	28	36	2.02	114	
21-1093.00	Social and Human Service Assistants	22	23	0.74	83	
41-3099.00	Sales Representatives, Services, All Other	28	28	1.34	69	
35-3021.00	Combined Food Preparation and Serving Workers, Including Fast Food	33	9	0.62	68	
43-6013.00	Medical Secretaries	14	28	1.43	60	
43-5081.01	Stock Clerks, Sales Floor	18	21	1.02	46	
15-1151.00	Computer User Support Specialists	89	13	1.22	46	
53-7062.00	Laborers and Freight, Stock, and Material Movers, Hand	17	17	1.16	46	
11-9111.00	Medical and Health Services Managers	41	17	0.94	42	
43-6014.00	Secretaries and Administrative Assistants, Except Legal, Medical, and Executive	12	26	0.71	42	
53-3031.00	Driver/Sales Workers	6	15	0.90	40	
49-9071.00	Maintenance and Repair Workers, General	33	13	0.59	38	
37-2011.00	Janitors and Cleaners, Except Maids and Housekeeping Cleaners	19	15	0.59	36	
35-1012.00	First-Line Supervisors of Food Preparation and Serving Workers	35	9	0.53	36	
17-2071.00	Electrical Engineers	107	7	2.08	34	
25-3099.02	Tutors	13	19	1.19	33	
13-1199.00	Business Operations Specialists, All Other	30	8	2.48	30	
13-1071.00	Human Resources Specialists	38	11	1.16	28	
35-2014.00	Cooks, Restaurant	54	6	1.29	27	

Occupations

SOC	Title	Median Duratio n	Ads Closed	JPLQ	Total Ads	
29-2071.00	Medical Records and Health Information Technicians	13	5	1.62	27	
41-2011.00	Cashiers	12	8	0.82	26	

Source: [JobsEQ®](#)

Data reflect online job postings for the 30 day period ending 3/6/2019

Note: Data are subject to revision. Please do not use the volume of data for historical comparisons until such time that an adjusted historical series of these data are provided.

Openings by Employers

Employers

Employer Name	Median Duration	Ads Closed	Total Ads	
United Health Services	32	54	252	
Ascension Health	12	70	151	
BAE Systems	56	42	128	
Binghamton University	56	59	83	
Qkids	10	27	42	
Speedway	n/a	0	40	
AVANGRID	48	10	40	
The Research Foundation for SUNY at Binghamton	69	27	37	
Advance Auto Parts	137	18	35	
The Raymond Corporation	168	3	32	
Maines Paper & Food Service Inc	32	13	31	
CRST Expedited	4	26	26	
H&R Block	n/a	0	25	
Express Employment Professionals	13	13	23	
United Methodist Homes	30	4	22	
Achieve of NY	13	2	22	
State of New York	12	13	22	
Visions Federal Credit Union	29	5	21	
ADEX Medical Staffing	10	21	21	
ENSCO	128	6	21	
Ascension	24	5	20	
Dollar General	14	6	20	
Hearth Management	97	7	19	

Employers

Employer Name	Median Duration	Ads Closed	Total Ads
C.R. England	105	15	19
Guitar Center	317	10	18

Source: [JobsEQ®](#)

Data reflect online job postings for the 30 day period ending 3/6/2019

Note: Data are subject to revision. Please do not use the volume of data for historical comparisons until such time that an adjusted historical series of these data are provided.

Openings by Certifications

Certifications

Certificate Name	Median Duration	Ads Closed	Total Ads	
Certification in Cardiopulmonary Resuscitation (CPR)	87	15	79	
Registered Nurse (RN)	14	21	74	
Teaching English as a Foreign Language (TEFL)	13	16	31	
First Aid Certification	97	7	23	
Class A Commercial Drivers License (CDL-A)	7	7	19	
Secret Clearance	128	5	17	
Licensed Master Social Worker (LMSW)	43	4	14	
Licensed Clinical Social Worker (LCSW)	54	5	14	
Advanced Cardiac Life Support Certification (ACLS)	21	2	14	
Licensed Practical Nurse (LPN)	23	2	14	

Source: [JobsEQ®](#)

Data reflect online job postings for the 30 day period ending 3/6/2019

Note: Data are subject to revision. Please do not use the volume of data for historical comparisons until such time that an adjusted historical series of these data are provided.

Openings by Skills
























Skill Name	Skills			Total Ads
	Median Duration	Ads Closed		
Communication	32	452		1,368
Customer Service	26	274		824
Cooperative/Team Player	32	216		631
Self-Motivated/Ability to Work Independently/Self Leadership	28	173		456
Adaptability/Flexibility/Tolerance of Change and Uncertainty	31	123		327
Supervision/Management	36	103		324
Detail Oriented/Meticulous	23	116		309
Organization	25	114		307
Ability to Work in a Fast Paced Environment	25	68		286
Accountable/Responsible/Reliable/Dependable/Trustworthy	32	91		284

Source: [JobsEQ®](#)

Data reflect online job postings for the 30 day period ending 3/6/2019

Note: Data are subject to revision. Please do not use the volume of data for historical comparisons until such time that an adjusted historical series of these data are provided.

Openings by Job Titles

Job Title	Median Duration	Ads Closed	Total Ads	
Start Your Class A CDL Truck Driving Career Today!	4	23	23	
Registered Nurse (RN) - Local and Travel Contracts	10	20	20	
dishwasher	74	4	12	
Shipt Shopper - Earn up to \$22 an Hour to Grocery Shop!	18	12	12	
Clerk - Physician Office	13	7	12	
Registered Nurse - Graduate	12	5	11	
Salesperson	138	3	11	
Medical Office Assistant	55	2	11	
Server	1	1	11	
Sales Associate	43	5	11	
Store Manager	n/a	0	10	
Customer Service Representative	42	5	10	
Bartender	67	2	10	
Delivery Driver	43	3	9	
Hair Stylist	n/a	0	9	
Housekeeper	19	3	8	
Truck Driver - Recent Truck Driving School Graduates CDL – Class A / No Experience Necessary	105	8	8	
Store Driver	137	4	8	
Receptionist	n/a	0	8	
Customer Service Representative PT	n/a	0	8	
Crew Member	33	1	8	
Assistant Manager Trainee 50	n/a	0	7	
Assistant Manager Trainee 40	n/a	0	7	

Job Titles

Job Title	Median Duration	Ads Closed	Total Ads		
Technician - Patient Care	12	5	7		
Retail Parts Pro	2	4	7		

Source: [JobsEQ®](#)

Data reflect online job postings for the 30 day period ending 3/6/2019

Note: Data are subject to revision. Please do not use the volume of data for historical comparisons until such time that an adjusted historical series of these data are provided.

Openings by Education Levels

Education Levels











Minimum Education Level	Median Duration	Ads Closed	Total Ads	
High school diploma or equivalent	25	279	891	
Bachelor's degree	32	177	517	
Associate's degree	32	70	207	
Master's degree	54	34	73	
Doctoral or professional degree	70	30	42	

Source: [JobsEQ®](#)

Data reflect online job postings for the 30 day period ending 3/6/2019

Note: Data are subject to revision. Please do not use the volume of data for historical comparisons until such time that an adjusted historical series of these data are provided.

Openings by Programs

Program Name	Programs			Total Ads
	Median Duration	Ads Closed		
Nursing	28	21	76	
Business	38	22	66	
Engineering	64	19	55	
Computer Science	121	14	50	
Accounting	31	13	30	
Electrical Engineering	89	6	29	
Social Work	57	12	28	
Human Services	21	7	27	
Business Administration	34	12	26	
Computer Engineering	71	3	26	

Source: [JobsEQ®](#)

Data reflect online job postings for the 30 day period ending 3/6/2019

Note: Data are subject to revision. Please do not use the volume of data for historical comparisons until such time that an adjusted historical series of these data are provided.

Openings by Locations

Locations

Location	Median Duration	Ads Closed	Total Ads	
Binghamton, New York	31	335	829	
Endicott, New York	35	77	233	
Vestal, New York	33	92	222	
Binghamton, NY 13903	26	69	214	
Vestal, NY 13850	21	57	202	
Johnson City, NY 13790	33	54	162	
Binghamton, NY 13901	27	64	140	
Binghamton, NY 13905	31	25	107	
Endicott, NY 13760	20	34	107	
Johnson City, New York	27	24	106	

Source: [JobsEQ®](#)

Data reflect online job postings for the 30 day period ending 3/6/2019

Note: Data are subject to revision. Please do not use the volume of data for historical comparisons until such time that an adjusted historical series of these data are provided.

FAQ

What is SOC?

The Standard Occupational Classification system (SOC) is used to classify workers into occupational categories. RTI classifies workers in one of the 1,090 8-digit level codes known as the O*NET-SOC Occupational Listings. In addition, occupations are combined to form 23 major groups (2-digit level), 97 minor groups (3-digit), and 461 occupation groups (5-digit), and 840 detailed occupations (6-digit). Each occupation group includes occupations requiring similar job duties, skills, education, or experience.

How does the time period work?

Online job postings included in this report are those that meet the Query Definition parameters (shown above) and that were active at any point in the specified time frame preceding the date this report is generated. As such, this report may include some ads that were closed as of the date of this report; in addition, this report may include some ads that were first posted prior to the specified time frame referred to above.

What are “active” and “closed” ads?

An “active” ad refers to an online job posting that was still posted online when Chmura’s web crawler last viewed that page, which occurs at least once a week. An ad is considered “closed” if Chmura’s web crawler no longer sees the ad listed or if the ad is specifically designated on the site as no longer being active.

Is every online-job-ad website included in these data?

We make every attempt to catch all of the significant job-posting websites across the United States, but we cannot guarantee complete, 100% coverage. If you have any questions about a particular website, please don’t hesitate to ask.

What certifications are included and how are they defined?

We include over 3,000 different certifications in our job ad analyses. A complete list can be found in the JobsEQ help section, along with further information about those certifications.

About This Report

This report and all data herein were produced by JobsEQ®, a product of Chmura Economics & Analytics. The information contained herein was obtained from sources we believe to be reliable. However, we cannot guarantee its accuracy and completeness.