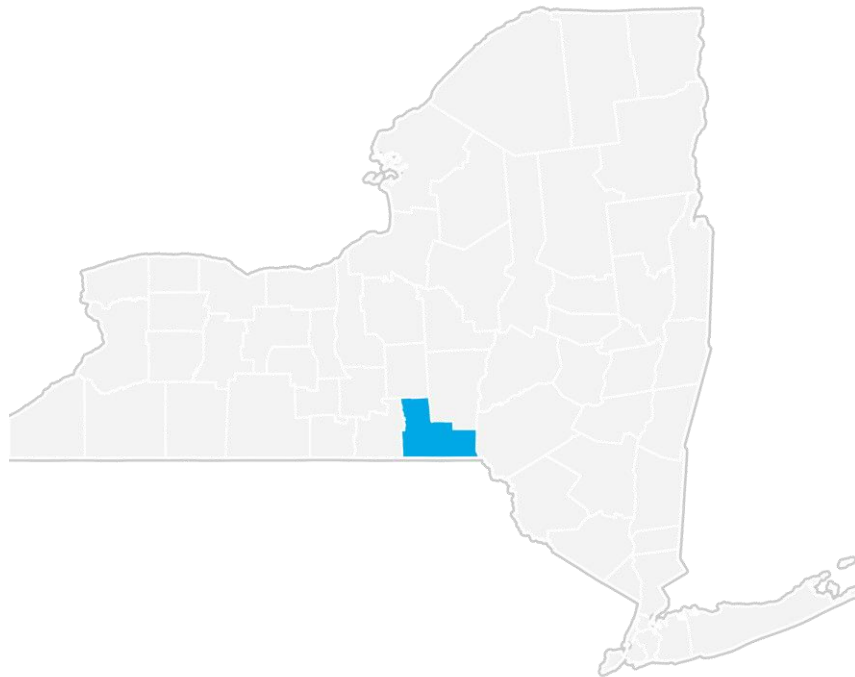


# Real-Time Intelligence for Broome County, New York



JOBS eQ

February 4, 2019

QUERY DEFINITION.....	3
SUMMARY .....	4
OPENINGS BY OCCUPATIONS.....	5
OPENINGS BY EMPLOYERS .....	7
OPENINGS BY CERTIFICATIONS .....	9
OPENINGS BY SKILLS.....	10
OPENINGS BY JOB TITLES .....	11
OPENINGS BY EDUCATION LEVELS.....	13
OPENINGS BY PROGRAMS.....	14
OPENINGS BY LOCATIONS.....	15
FAQ.....	16

# Query Definition

Online job postings for Broome County, New York for January 2019.

# Summary

<b>Total Job Posts</b>	<b>Occupations</b>	<b>Employers</b>	<b>Certifications</b>	<b>Hard Skills</b>	<b>Job Titles</b>	<b>Education Levels</b>	<b>Programs</b>	<b>Locations</b>
3,624	384	1,074	122	500	2,602	5	142	230

# Openings by Occupations

SOC	Title	Occupations			Total Ads	
		Median Duration	Ads Closed	JPLQ		
41-2031.00	Retail Salespersons	32	70	0.93	246	
41-1011.00	First-Line Supervisors of Retail Sales Workers	32	30	1.22	165	
43-4051.00	Customer Service Representatives	29	34	1.69	125	
53-3032.00	Heavy and Tractor-Trailer Truck Drivers	7	54	1.00	116	
29-1141.00	Registered Nurses	23	42	0.70	107	
21-1093.00	Social and Human Service Assistants	33	20	0.86	95	
41-3099.00	Sales Representatives, Services, All Other	31	29	1.82	83	
43-5081.01	Stock Clerks, Sales Floor	13	54	1.48	80	
35-3021.00	Combined Food Preparation and Serving Workers, Including Fast Food	30	24	0.61	72	
49-9071.00	Maintenance and Repair Workers, General	21	21	0.84	56	
43-6013.00	Medical Secretaries	9	16	2.36	50	
43-6014.00	Secretaries and Administrative Assistants, Except Legal, Medical, and Executive	17	19	0.71	47	
11-9111.00	Medical and Health Services Managers	19	12	0.96	46	
15-1151.00	Computer User Support Specialists	68	15	0.99	45	
37-2011.00	Janitors and Cleaners, Except Maids and Housekeeping Cleaners	13	19	0.60	45	
25-3099.02	Tutors	19	26	2.16	44	
53-3031.00	Driver/Sales Workers	33	16	1.02	36	
35-1012.00	First-Line Supervisors of Food Preparation and Serving Workers	60	6	0.52	36	
53-7062.00	Laborers and Freight, Stock, and Material Movers, Hand	23	12	0.79	33	
29-1069.03	Hospitalists	12	12	6.31	32	
17-2071.00	Electrical Engineers	128	3	1.94	31	
29-2071.00	Medical Records and Health Information Technicians	29	9	1.69	30	
35-2014.00	Cooks, Restaurant	34	9	1.56	30	

## Occupations

SOC	Title	Median Duration	Ads Closed	JPLQ	Total Ads
15-1132.00	Software Developers, Applications	56	9	0.49	29
41-2011.00	Cashiers	21	14	0.84	28

Source: [JobsEQ®](#)

Data reflect online job postings for January 2019

Note: Data are subject to revision. Please do not use the volume of data for historical comparisons until such time that an adjusted historical series of these data are provided.

# Openings by Employers

## Employers

Employer Name	Median Duration	Ads Closed	Total Ads	
United Health Services	46	62	251	
BAE Systems	77	49	140	
Ascension Health	10	50	129	
State of New York	n/a	0	108	
Speedway	85	4	44	
Shipt	5	37	40	
The Raymond Corporation	40	13	40	
Binghamton University	n/a	0	36	
Lowe's	32	25	33	
T.L. Cannon Management Corp.	137	16	31	
ENSCO	121	13	29	
Advance Auto Parts	18	3	28	
AVANGRID	12	3	28	
H&R Block	256	3	27	
Ascension	29	7	25	
VIPKID	22	24	24	
United Methodist Homes	53	10	24	
Maines Paper & Food Service Inc	5	4	24	
Family Dollar	n/a	0	24	
Sodexo	61	8	21	
Compass Group	59	5	20	
C.R. England	n/a	0	20	
CRST Expedited	4	18	20	

## Employers

Employer Name	Median Duration	Ads Closed	Total Ads
Express Employment Professionals	14	15	20
The Research Foundation for SUNY at Binghamton	38	1	19

Source: [JobsEQ®](#)

Data reflect online job postings for January 2019

Note: Data are subject to revision. Please do not use the volume of data for historical comparisons until such time that an adjusted historical series of these data are provided.



# Openings by Certifications

## Certifications

Certificate Name	Median Duration	Ads Closed	Total Ads	
Certification in Cardiopulmonary Resuscitation (CPR)	62	23	79	
Registered Nurse (RN)	25	17	54	
First Aid Certification	35	7	25	
Licensed Practical Nurse (LPN)	59	4	23	
Secret Clearance	118	8	20	
Commercial Drivers License (CDL)	93	5	16	
Class A Commercial Drivers License (CDL-A)	12	5	15	
Teaching English as a Foreign Language (TEFL)	15	1	15	
Registered Health Information Technician (RHIT)	131	1	14	
Licensed Master Social Worker (LMSW)	70	2	13	

Source: [JobsEQ®](#)

Data reflect online job postings for January 2019

Note: Data are subject to revision. Please do not use the volume of data for historical comparisons until such time that an adjusted historical series of these data are provided.

# Openings by Skills

## Hard Skills























Skill Name	Median Duration	Ads Closed	Total Ads	
Retail Sales	32	65	245	
Microsoft Excel	25	70	233	
Microsoft Office	31	62	213	
Ability to Lift 41-50 lbs.	32	43	205	
Ability to Lift 51-100 lbs.	24	34	154	
Sales	31	39	124	
Ability to Lift 31-40 lbs.	26	62	122	
Merchandising	32	27	117	
Cash Handling (Cashier)	32	22	113	
Microsoft Word	23	30	104	

Source: [JobsEQ®](#)

Data reflect online job postings for January 2019

Note: Data are subject to revision. Please do not use the volume of data for historical comparisons until such time that an adjusted historical series of these data are provided.

# Openings by Job Titles

Job Title	Median Duration	Ads Closed	Total Ads	
Shipt Shopper - Earn up to \$22 an Hour to Grocery Shop!	5	30	33	
Sales Associate	28	4	15	
Server	61	6	14	
Customer Service Representative	23	5	13	
Cook	59	6	13	
Delivery Driver	53	2	12	
Store Manager	29	2	11	
Housekeeper	11	5	11	
NY Customer Service Representative	n/a	0	11	
Bartender	147	2	11	
Online English Instructor, Make up to \$22/hr!	18	11	11	
Hair Stylist	8	1	10	
Start Your Class A CDL Truck Driving Career Today!	3	9	10	
Operations Associate	59	5	10	
Clerk - Physician Office	12	6	10	
dishwasher	133	1	10	
Salesperson	18	1	9	
Customer Service Representative PT	85	1	9	
Store Driver	20	3	9	
Receptionist	60	2	9	
Truck Driver - Recent Truck Driving School Graduates CDL – Class A / No Experience Necessary	n/a	0	8	
Automotive Technician	22	3	8	
Customer Service Representative FT	85	1	8	

## Job Titles

Job Title	Median Duration	Ads Closed	Total Ads		
Assistant Manager Trainee 50	85	1	8		
Assistant Manager Trainee 40	85	1	8		






Source: [JobsEQ®](#)

Data reflect online job postings for January 2019

Note: Data are subject to revision. Please do not use the volume of data for historical comparisons until such time that an adjusted historical series of these data are provided.

# Openings by Education Levels

## Education Levels

Minimum Education Level	Median Duration	Ads Closed	Total Ads	
High school diploma or equivalent	31	311	961	
Bachelor's degree	33	156	506	
Associate's degree	28	60	202	
Master's degree	35	14	65	
Doctoral or professional degree	35	4	35	

Source: [JobsEQ®](#)

Data reflect online job postings for January 2019

Note: Data are subject to revision. Please do not use the volume of data for historical comparisons until such time that an adjusted historical series of these data are provided.

# Openings by Programs

Program Name	Programs			Total Ads
	Median Duration	Ads Closed		
Business	29	25	75	
Nursing	20	22	73	
Engineering	89	10	49	
Computer Science	85	11	42	
Business Administration	40	13	37	
Social Work	38	6	33	
Human Services	40	9	32	
Accounting	34	6	29	
Electrical Engineering	84	6	27	
Computer Engineering	181	7	23	

Source: [JobsEQ®](#)

Data reflect online job postings for January 2019

Note: Data are subject to revision. Please do not use the volume of data for historical comparisons until such time that an adjusted historical series of these data are provided.

# Openings by Locations

## Locations

Location	Median Duration	Ads Closed	Total Ads	
Binghamton, New York	29	293	821	
Endicott, New York	58	109	265	
Binghamton, NY 13903	24	66	220	
Vestal, New York	31	65	211	
Vestal, NY 13850	32	60	186	
Johnson City, NY 13790	50	53	179	
Binghamton, NY 13901	32	57	142	
Binghamton, NY 13905	26	50	129	
Johnson City, New York	27	40	124	
Endicott, NY 13760	34	42	108	

Source: [JobsEQ®](#)

Data reflect online job postings for January 2019

Note: Data are subject to revision. Please do not use the volume of data for historical comparisons until such time that an adjusted historical series of these data are provided.

# FAQ

## What is SOC?

The Standard Occupational Classification system (SOC) is used to classify workers into occupational categories. RTI classifies workers in one of the 1,090 8-digit level codes known as the O\*NET-SOC Occupational Listings. In addition, occupations are combined to form 23 major groups (2-digit level), 97 minor groups (3-digit), and 461 occupation groups (5-digit), and 840 detailed occupations (6-digit). Each occupation group includes occupations requiring similar job duties, skills, education, or experience.

## How does the time period work?

Online job postings included in this report are those that meet the Query Definition parameters (shown above) and that were active at any point in the specified time frame preceding the date this report is generated. As such, this report may include some ads that were closed as of the date of this report; in addition, this report may include some ads that were first posted prior to the specified time frame referred to above.

## What are “active” and “closed” ads?

An “active” ad refers to an online job posting that was still posted online when Chmura’s web crawler last viewed that page, which occurs at least once a week. An ad is considered “closed” if Chmura’s web crawler no longer sees the ad listed or if the ad is specifically designated on the site as no longer being active.

## Is every online-job-ad website included in these data?

We make every attempt to catch all of the significant job-posting websites across the United States, but we cannot guarantee complete, 100% coverage. If you have any questions about a particular website, please don’t hesitate to ask.

## What certifications are included and how are they defined?

We include over 3,000 different certifications in our job ad analyses. A complete list can be found in the JobsEQ help section, along with further information about those certifications.

## About This Report

This report and all data herein were produced by JobsEQ®, a product of Chmura Economics & Analytics. The information contained herein was obtained from sources we believe to be reliable. However, we cannot guarantee its accuracy and completeness.