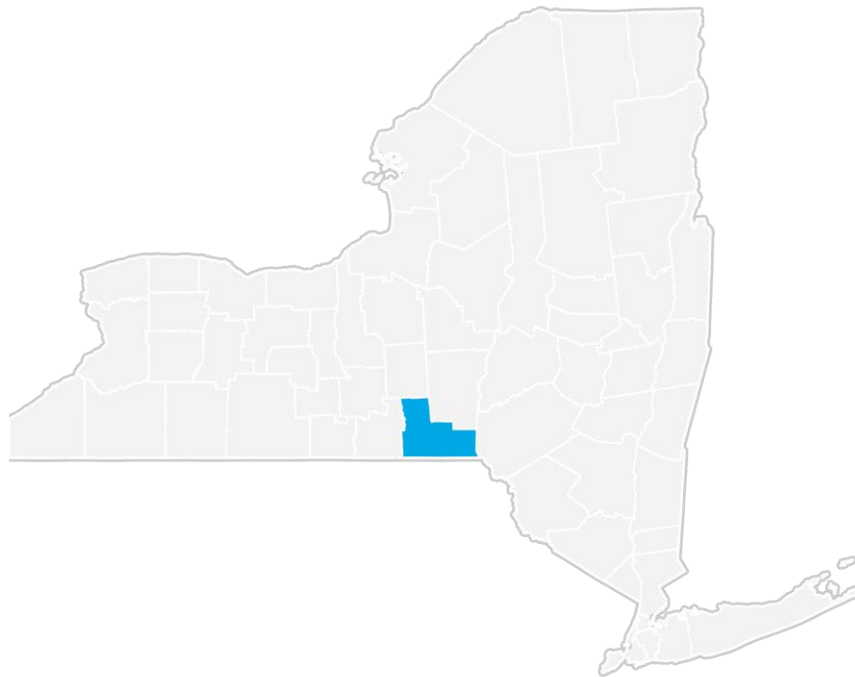


Real-Time Intelligence for Broome County, New York



JOBS eQ

January 6, 2020

QUERY DEFINITION..... 3

SUMMARY 4

OPENINGS BY OCCUPATIONS..... 5

OPENINGS BY EMPLOYERS 7

OPENINGS BY CERTIFICATIONS 8

OPENINGS BY HARD SKILLS 9

OPENINGS BY SOFT SKILLS 10

OPENINGS BY JOB TITLES 11

OPENINGS BY EDUCATION LEVELS..... 12

OPENINGS BY PROGRAMS..... 13

OPENINGS BY LOCATIONS..... 14

FAQ..... 15

Query Definition

Online job postings for Broome County, New York for the 30 day period ending 1/5/2020.



Summary

Total Job							Education		
Posts	Occupations	Employers	Certifications	Hard Skills	Soft Skills	Job Titles	Levels	Programs	Locations
4,645	431	1,348	141	804	95	3,402	5	186	355

Openings by Occupations

SOC	Occupation	Occupations			Total Ads	
		Median Duration	Ads Closed	JPLQ		
41-2031.00	Retail Salespersons	31	51	1.04	299	
41-1011.00	First-Line Supervisors of Retail Sales Workers	34	18	1.30	205	
43-4051.00	Customer Service Representatives	21	12	2.01	158	
29-1141.00	Registered Nurses	26	26	0.87	146	
35-3021.00	Combined Food Preparation and Serving Workers, Including Fast Food	120	10	0.90	138	
53-3032.00	Heavy and Tractor-Trailer Truck Drivers	11	17	2.30	108	
21-1093.00	Social and Human Service Assistants	40	4	0.74	105	
35-1012.00	First-Line Supervisors of Food Preparation and Serving Workers	63	10	0.81	102	
41-3099.00	Sales Representatives, Services, All Other	20	11	1.28	90	
11-9111.00	Medical and Health Services Managers	37	12	1.11	71	
37-2011.00	Janitors and Cleaners, Except Maids and Housekeeping Cleaners	19	3	0.66	64	
15-1151.00	Computer User Support Specialists	47	5	1.04	63	
35-2014.00	Cooks, Restaurant	37	6	1.32	61	
43-6014.00	Secretaries and Administrative Assistants, Except Legal, Medical, and Executive	12	7	0.82	58	
43-5081.01	Stock Clerks, Sales Floor	29	15	0.98	57	
53-3031.00	Driver/Sales Workers	71	3	0.94	55	
49-9071.00	Maintenance and Repair Workers, General	41	4	0.66	53	
43-6013.00	Medical Secretaries	63	1	2.85	46	
53-7062.00	Laborers and Freight, Stock, and Material Movers, Hand	56	8	1.15	36	
41-2011.00	Cashiers	15	7	0.86	36	
15-1132.00	Software Developers, Applications	53	6	0.55	33	
35-3031.00	Waiters and Waitresses	n/a	0	0.89	33	
31-1014.00	Nursing Assistants	n/a	0	0.47	24	

Occupations

SOC	Occupation	Median Duration	Ads Closed	JPLQ	Total Ads	
13- 1111.00	Management Analysts	27	3	0.60	22	
15- 1142.00	Network and Computer Systems Administrators	23	2	0.51	22	

Source: [JobsEQ®](#)

Data reflect online job postings for the 30 day period ending 1/5/2020

Note: Data are subject to revision. Please do not use the volume of data for historical comparisons until such time that an adjusted historical series of these data are provided.

Openings by Employers

Employers

Employer Name	Median Duration	Ads Closed	Total Ads	
United Health Services	87	24	288	
Binghamton University	n/a	0	150	
BAE Systems	43	18	96	
Speedway	n/a	0	70	
C.R. England	n/a	0	60	
Lourdes, NY	n/a	0	49	
Addison Group	43	6	45	
The Raymond Corporation	n/a	0	41	
United Methodist Homes	18	2	38	
Ascension	511	2	35	
Dollar General	n/a	0	34	
Lowe's	24	24	34	
H&R Block	70	7	32	
Maines Paper & Food Service, Inc.	77	1	32	
Broome County New York	41	5	31	
McDonalds	1,162	6	29	
CVS	9	2	28	
State of New York	15	14	24	
Advance Auto Parts	14	5	21	
Visions Federal Credit Union	n/a	0	21	
ENSCO	n/a	0	19	
Fidelity Investments	19	7	19	
Family Dollar	n/a	0	18	
Lockheed Martin	60	3	18	
Bridgewater Center for Rehab and Nursing	n/a	0	17	

Source: [JobsEQ®](http://www.chmuraecon.com/jobseq)

Data reflect online job postings for the 30 day period ending 1/5/2020

Note: Data are subject to revision. Please do not use the volume of data for historical comparisons until such time that an adjusted historical series of these data are provided.

Openings by Certifications

Certifications

Certificate Name	Median Duration	Ads Closed	Total Ads	
Driver's License	34	8	131	
Certification in Cardiopulmonary Resuscitation (CPR)	63	13	95	
Registered Nurse (RN)	25	13	91	
Basic Life Support (BLS)	25	7	55	
First Aid Certification	34	3	25	
Class A Commercial Driver's License (CDL-A)	19	8	21	
Licensed Practical Nurse (LPN)	37	4	21	
Secret Clearance	27	3	20	
Series 65	19	7	20	
Advanced Cardiac Life Support Certification (ACLS)	42	4	19	











Source: [JobsEQ®](#)

Data reflect online job postings for the 30 day period ending 1/5/2020

Note: Data are subject to revision. Please do not use the volume of data for historical comparisons until such time that an adjusted historical series of these data are provided.

Openings by Hard Skills

Hard Skills

Skill Name	Median Duration	Ads Closed	Total Ads	
Microsoft Office	32	36	331	
Microsoft Excel	37	44	309	
Ability to Lift 41-50 lbs.	67	19	262	
Cash Handling	28	15	260	
Retail Sales	30	50	244	
Ability to Lift 51-100 lbs.	14	29	155	
Merchandising	30	29	126	
Ability to Lift 21-30 lbs.	30	34	125	
Sales	30	19	117	
Teaching/Training, School	111	6	116	











Source: [JobsEQ®](#)

Data reflect online job postings for the 30 day period ending 1/5/2020

Note: Data are subject to revision. Please do not use the volume of data for historical comparisons until such time that an adjusted historical series of these data are provided.

Openings by Soft Skills

Soft Skills


























Skill Name	Median Duration	Ads Closed	Total Ads	
Communication (Verbal and written skills)	40	190	1,801	
Customer Service	33	144	1,039	
Cooperative/Team Player	35	104	970	
Organization	51	74	649	
Self-Motivated/Ability to Work Independently/Self Leadership	40	62	602	
Detail Oriented/Meticulous	39	50	535	
Adaptability/Flexibility/Tolerance of Change and Uncertainty	50	52	534	
Supervision/Management	31	64	452	
Interpersonal Relationships/Maintain Relationships	29	58	428	
Ability to Work in a Fast Paced Environment	65	48	400	

Source: [JobsEQ®](http://www.chmuraecon.com/jobseq)

Data reflect online job postings for the 30 day period ending 1/5/2020

Note: Data are subject to revision. Please do not use the volume of data for historical comparisons until such time that an adjusted historical series of these data are provided.

Openings by Job Titles

Job Titles				
Job Title	Median Duration	Ads Closed	Total Ads	
Become a Truck Driver - Earn your Class A CDL	n/a	0	30	
Customer Service Associate II	30	13	16	
Customer Service Representative FT	n/a	0	16	
Dishwasher	9	1	16	
Assistant Manager Trainee 40	n/a	0	15	
Assistant Manager Trainee 50	n/a	0	15	
Customer Service Representative PT	n/a	0	15	
Delivery Driver	148	2	14	
General Manager	11	1	14	
Cook	40	1	13	
Customer Service Representative	12	5	13	
Lead Customer Service Representative FT	n/a	0	13	
Assistant Manager	61	2	12	
Cashier	11	4	12	
Administrative Assistant	39	2	11	
Bartender	n/a	0	10	
Driver Helper	6	9	10	
Lead Customer Service Representative PT	n/a	0	10	
Line Cook	n/a	0	9	
Financial Consultant	24	3	8	
Financial Planning	18	2	8	
Host/Hostess	n/a	0	8	
Student Truck Driver - Start your NEW Trucking Career - We Train! We Hire	n/a	0	8	
Dental Assistant	n/a	0	7	
Food Service Worker	n/a	0	7	

Source: [JobsEQ®](#)

Data reflect online job postings for the 30 day period ending 1/5/2020

Note: Data are subject to revision. Please do not use the volume of data for historical comparisons until such time that an adjusted historical series of these data are provided.

Openings by Education Levels

Education Levels











Minimum Education Level	Median Duration	Ads Closed	Total Ads	
High school diploma or equivalent	35	102	1,196	
Bachelor's degree	50	72	670	
Associate's degree	35	29	277	
Master's degree	10	4	80	
Doctoral or professional degree	10	1	51	
Unspecified/other	30	301	2,371	

Source: [JobsEQ®](#)

Data reflect online job postings for the 30 day period ending 1/5/2020

Note: Data are subject to revision. Please do not use the volume of data for historical comparisons until such time that an adjusted historical series of these data are provided.

Openings by Programs

Program Name	Programs			Total Ads
	Median Duration	Ads Closed		
Business	30	7	79	
Engineering	49	10	74	
Computer Science	97	14	68	
Nursing	36	6	65	
Accounting	120	5	54	
Technical	155	7	52	
Business Administration	35	6	51	
Electrical Engineering	103	12	45	
Computer Engineering	113	9	35	
Social Work	10	1	35	

Source: [JobsEQ®](#)

Data reflect online job postings for the 30 day period ending 1/5/2020

Note: Data are subject to revision. Please do not use the volume of data for historical comparisons until such time that an adjusted historical series of these data are provided.

Openings by Locations

Location	Locations			Total Ads
	Median Duration	Ads Closed		
Binghamton, New York	30	98		988
Vestal, NY 13850	27	10		294
Vestal, New York	35	33		271
Johnson City, NY 13790	64	24		252
Binghamton, NY 13901	30	9		208
Endicott, New York	62	31		196
Binghamton, NY 13905	56	6		185
Endicott, NY 13760	30	7		182
Johnson City, New York	29	18		155
Binghamton, NY 13903	56	17		154

Source: [JobsEQ®](#)

Data reflect online job postings for the 30 day period ending 1/5/2020

Note: Data are subject to revision. Please do not use the volume of data for historical comparisons until such time that an adjusted historical series of these data are provided.

FAQ

What is SOC?

The Standard Occupational Classification system (SOC) is used to classify workers into occupational categories. RTI classifies workers in one of the 1,090 8-digit level codes known as the O*NET-SOC Occupational Listings. In addition, occupations are combined to form 23 major groups (2-digit level), 97 minor groups (3-digit), and 461 occupation groups (5-digit), and 840 detailed occupations (6-digit). Each occupation group includes occupations requiring similar job duties, skills, education, or experience.

How does the time period work?

Online job postings included in this report are those that meet the Query Definition parameters (shown above) and that were active at any point in the specified time frame preceding the date this report is generated. As such, this report may include some ads that were closed as of the date of this report; in addition, this report may include some ads that were first posted prior to the specified time frame referred to above.

What are “active” and “closed” ads?

An “active” ad refers to an online job posting that was still posted online when Chmura’s web crawler last viewed that page, which occurs at least once a week. An ad is considered “closed” if Chmura’s web crawler no longer sees the ad listed or if the ad is specifically designated on the site as no longer being active.

Is every online-job-ad website included in these data?

We make every attempt to catch all of the significant job-posting websites across the United States, but we cannot guarantee complete, 100% coverage. If you have any questions about a particular website, please don’t hesitate to ask.

What certifications are included and how are they defined?

We include over 3,000 different certifications in our job ad analyses. A complete list can be found in the JobsEQ help section, along with further information about those certifications.

About This Report

This report and all data herein were produced by JobsEQ®, a product of Chmura Economics & Analytics. The information contained herein was obtained from sources we believe to be reliable. However, we cannot guarantee its accuracy and completeness.