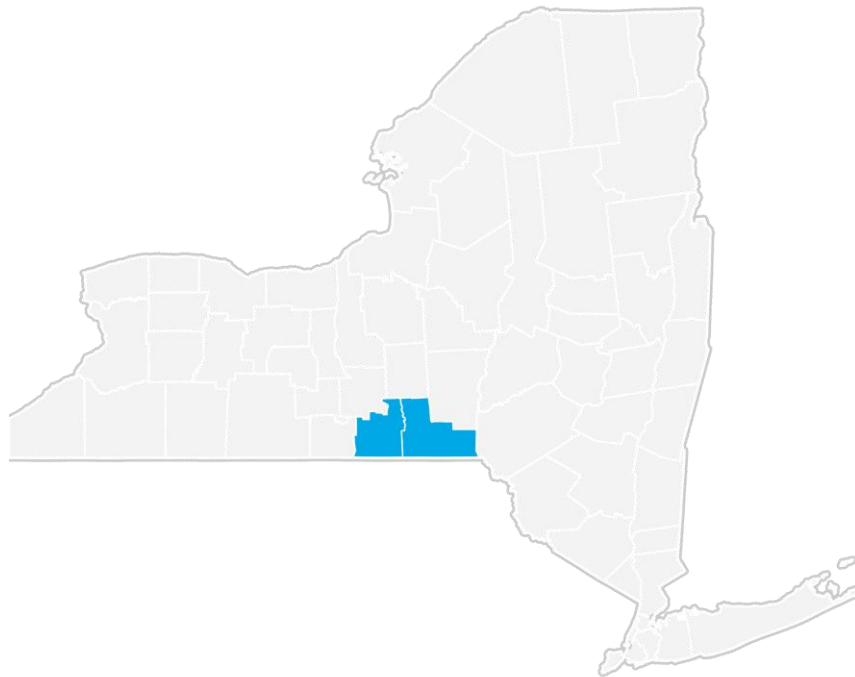


Real-Time Intelligence for Broome-Tioga



JOBS eQ

January 6, 2020

QUERY DEFINITION.....	3
SUMMARY	4
OPENINGS BY OCCUPATIONS.....	5
OPENINGS BY EMPLOYERS	7
OPENINGS BY CERTIFICATIONS	8
OPENINGS BY HARD SKILLS	9
OPENINGS BY SOFT SKILLS	10
OPENINGS BY JOB TITLES	11
OPENINGS BY EDUCATION LEVELS.....	12
OPENINGS BY PROGRAMS.....	13
OPENINGS BY LOCATIONS.....	14
FAQ.....	15

Query Definition

Online job postings for Broome-Tioga for the 30 day period ending 1/5/2020.

Summary

Total Job							Education		
Posts	Occupations	Employers	Certifications	Hard Skills	Soft Skills	Job Titles	Levels	Programs	Locations
5,313	448	1,465	142	839	97	3,774	5	192	429

Openings by Occupations

SOC	Occupation	Occupations			Total Ads	
		Median Duration	Ads Closed	JPLQ		
41-2031.00	Retail Salespersons	31	51	1.00	321	
41-1011.00	First-Line Supervisors of Retail Sales Workers	32	21	1.25	231	
29-1141.00	Registered Nurses	36	34	1.02	176	
43-4051.00	Customer Service Representatives	21	12	1.95	172	
35-3021.00	Combined Food Preparation and Serving Workers, Including Fast Food	120	10	0.90	154	
21-1093.00	Social and Human Service Assistants	40	7	0.82	129	
53-3032.00	Heavy and Tractor-Trailer Truck Drivers	11	22	2.21	127	
35-1012.00	First-Line Supervisors of Food Preparation and Serving Workers	63	10	0.77	110	
41-3099.00	Sales Representatives, Services, All Other	20	11	1.20	94	
11-9111.00	Medical and Health Services Managers	37	16	1.21	82	
37-2011.00	Janitors and Cleaners, Except Maids and Housekeeping Cleaners	30	5	0.64	70	
15-1151.00	Computer User Support Specialists	47	7	0.96	68	
43-6014.00	Secretaries and Administrative Assistants, Except Legal, Medical, and Executive	17	10	0.85	68	
49-9071.00	Maintenance and Repair Workers, General	44	5	0.72	67	
35-2014.00	Cooks, Restaurant	37	6	1.19	64	
43-5081.01	Stock Clerks, Sales Floor	29	16	0.94	63	
53-3031.00	Driver/Sales Workers	11	5	0.97	63	
53-7062.00	Laborers and Freight, Stock, and Material Movers, Hand	52	17	1.59	61	
43-6013.00	Medical Secretaries	36	2	3.01	51	
15-1132.00	Software Developers, Applications	77	8	0.60	45	
41-2011.00	Cashiers	15	8	0.93	45	
35-3031.00	Waiters and Waitresses	n/a	0	0.84	36	
15-1142.00	Network and Computer Systems Administrators	31	3	0.69	35	

Occupations

SOC	Occupation	Median Duration	Ads Closed	JPLQ	Total Ads
31-1014.00	Nursing Assistants	66	3	0.54	31
13-1111.00	Management Analysts	27	3	0.64	27

Source: [JobsEQ®](#)

Data reflect online job postings for the 30 day period ending 1/5/2020

Note: Data are subject to revision. Please do not use the volume of data for historical comparisons until such time that an adjusted historical series of these data are provided.

Openings by Employers

Employers

Employer Name	Median Duration	Ads Closed	Total Ads	
United Health Services	83	26	295	
Binghamton University	n/a	0	150	
Lockheed Martin	60	25	137	
BAE Systems	43	18	96	
Speedway	n/a	0	86	
C.R. England	n/a	0	64	
Elderwood	43	23	54	
Dollar General	4	1	48	
Addison Group	43	6	45	
Lourdes, NY	n/a	0	42	
CVS	28	6	41	
The Raymond Corporation	n/a	0	39	
United Methodist Homes	21	3	39	
H&R Block	70	8	36	
Ascension	511	2	35	
State of New York	19	19	35	
Broome County New York	41	5	31	
McDonalds	1,162	5	31	
Maines Paper & Food Service, Inc.	77	1	26	
Lowe's	22	16	25	
Family Dollar	n/a	0	23	
Visions Federal Credit Union	n/a	0	23	
Fidelity Investments	19	7	22	
Advance Auto Parts	14	5	21	
Bridgewater Center for Rehab and Nursing	n/a	0	19	











Source: [JobsEQ®](#)

Data reflect online job postings for the 30 day period ending 1/5/2020

Note: Data are subject to revision. Please do not use the volume of data for historical comparisons until such time that an adjusted historical series of these data are provided.

Openings by Certifications

Certifications

Certificate Name	Median Duration	Ads Closed	Total Ads	
Driver's License	23	10	145	
Registered Nurse (RN)	43	21	116	
Certification in Cardiopulmonary Resuscitation (CPR)	63	13	99	
Basic Life Support (BLS)	25	7	55	
Licensed Practical Nurse (LPN)	34	8	34	
Secret Clearance	41	4	31	
First Aid Certification	34	3	27	
Class A Commercial Driver's License (CDL-A)	19	8	25	
Series 65	19	7	23	
Licensed Clinical Social Worker (LCSW)	20	2	20	

Source: [JobsEQ®](#)

Data reflect online job postings for the 30 day period ending 1/5/2020

Note: Data are subject to revision. Please do not use the volume of data for historical comparisons until such time that an adjusted historical series of these data are provided.

Openings by Hard Skills

Hard Skills

Skill Name	Median Duration	Ads Closed	Total Ads	
Microsoft Office	35	43	381	
Microsoft Excel	35	48	351	
Cash Handling	27	19	314	
Ability to Lift 41-50 lbs.	67	21	299	
Retail Sales	31	52	274	
Ability to Lift 51-100 lbs.	14	42	204	
Merchandising	30	30	139	
Ability to Lift 21-30 lbs.	30	34	128	
Microsoft Word	62	14	128	
Teaching/Training, School	31	8	124	











Source: [JobsEQ®](http://www.chmuraecon.com/jobseq)

Data reflect online job postings for the 30 day period ending 1/5/2020

Note: Data are subject to revision. Please do not use the volume of data for historical comparisons until such time that an adjusted historical series of these data are provided.

Openings by Soft Skills

Soft Skills

Skill Name	Median Duration	Ads Closed	Total Ads	
Communication (Verbal and written skills)	40	232	2,096	
Customer Service	32	157	1,157	
Cooperative/Team Player	35	134	1,125	
Organization	48	83	740	
Self-Motivated/Ability to Work Independently/Self Leadership	41	76	681	
Detail Oriented/Meticulous	40	61	607	
Adaptability/Flexibility/Tolerance of Change and Uncertainty	57	64	606	
Supervision/Management	32	78	537	
Interpersonal Relationships/Maintain Relationships	30	66	484	
Ability to Work in a Fast Paced Environment	64	55	452	

Source: [JobsEQ®](http://www.chmuraecon.com/jobseq)

Data reflect online job postings for the 30 day period ending 1/5/2020

Note: Data are subject to revision. Please do not use the volume of data for historical comparisons until such time that an adjusted historical series of these data are provided.

Openings by Job Titles

Job Title	Job Titles			Total Ads
	Median Duration	Ads Closed		
Become a Truck Driver - Earn your Class A CDL	n/a	0		32
Customer Service Representative FT	n/a	0		18
Assistant Manager Trainee 40	n/a	0		17
Assistant Manager Trainee 50	n/a	0		17
Customer Service Representative PT	n/a	0		17
Dishwasher	9	1		17
Customer Service Associate II	30	13		16
General Manager	11	1		15
Customer Service Representative	12	5		14
Delivery Driver	148	2		14
Assistant Manager	61	2		13
Cook	40	1		13
Driver Helper	6	12		13
Administrative Assistant	39	2		12
Cashier	11	4		12
Lead Customer Service Representative FT	n/a	0		11
Bartender	n/a	0		10
ASST STORE MGR in NY	n/a	0		8
Financial Consultant	24	3		8
Financial Planning	18	2		8
Lead Customer Service Representative PT	n/a	0		8
Student Truck Driver - Start your NEW Trucking Career - We Train! We Hire	n/a	0		8
Certified Nursing Assistant	66	2		7
Customer Service Associate	37	2		7
Dental Assistant	n/a	0		7

Source: [JobsEQ®](#)

Data reflect online job postings for the 30 day period ending 1/5/2020

Note: Data are subject to revision. Please do not use the volume of data for historical comparisons until such time that an adjusted historical series of these data are provided.

Openings by Education Levels

Education Levels

Minimum Education Level	Median Duration	Ads Closed	Total Ads	
High school diploma or equivalent	36	133	1,411	
Bachelor's degree	49	92	758	
Associate's degree	35	32	301	
Master's degree	10	4	84	
Doctoral or professional degree	10	1	51	
Unspecified/other	30	353	2,708	

Source: [JobsEQ®](#)

Data reflect online job postings for the 30 day period ending 1/5/2020

Note: Data are subject to revision. Please do not use the volume of data for historical comparisons until such time that an adjusted historical series of these data are provided.

Openings by Programs










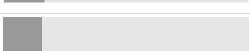
Program Name	Programs			Total Ads
	Median Duration	Ads Closed		
Engineering	73	14	88	
Business	29	8	86	
Computer Science	101	24	85	
Nursing	43	9	74	
Electrical Engineering	101	18	63	
Accounting	74	6	61	
Technical	155	7	57	
Business Administration	35	6	52	
Computer Engineering	104	13	46	
Social Work	10	1	38	

Source: [JobsEQ®](#)

Data reflect online job postings for the 30 day period ending 1/5/2020

Note: Data are subject to revision. Please do not use the volume of data for historical comparisons until such time that an adjusted historical series of these data are provided.

Openings by Locations

Location	Locations			Total Ads
	Median Duration	Ads Closed		
Binghamton, New York	30	98	988	
Vestal, NY 13850	27	10	293	
Vestal, New York	35	33	271	
Johnson City, NY 13790	64	24	252	
Binghamton, NY 13901	30	9	208	
Endicott, New York	62	31	196	
Binghamton, NY 13905	56	6	185	
Endicott, NY 13760	30	7	182	
Owego, New York	57	33	165	
Johnson City, New York	29	18	155	

Source: [JobsEQ®](#)

Data reflect online job postings for the 30 day period ending 1/5/2020

Note: Data are subject to revision. Please do not use the volume of data for historical comparisons until such time that an adjusted historical series of these data are provided.

FAQ

What is SOC?

The Standard Occupational Classification system (SOC) is used to classify workers into occupational categories. RTI classifies workers in one of the 1,090 8-digit level codes known as the O*NET-SOC Occupational Listings. In addition, occupations are combined to form 23 major groups (2-digit level), 97 minor groups (3-digit), and 461 occupation groups (5-digit), and 840 detailed occupations (6-digit). Each occupation group includes occupations requiring similar job duties, skills, education, or experience.

How does the time period work?

Online job postings included in this report are those that meet the Query Definition parameters (shown above) and that were active at any point in the specified time frame preceding the date this report is generated. As such, this report may include some ads that were closed as of the date of this report; in addition, this report may include some ads that were first posted prior to the specified time frame referred to above.

What are “active” and “closed” ads?

An “active” ad refers to an online job posting that was still posted online when Chmura’s web crawler last viewed that page, which occurs at least once a week. An ad is considered “closed” if Chmura’s web crawler no longer sees the ad listed or if the ad is specifically designated on the site as no longer being active.

Is every online-job-ad website included in these data?

We make every attempt to catch all of the significant job-posting websites across the United States, but we cannot guarantee complete, 100% coverage. If you have any questions about a particular website, please don’t hesitate to ask.

What certifications are included and how are they defined?

We include over 3,000 different certifications in our job ad analyses. A complete list can be found in the JobsEQ help section, along with further information about those certifications.

About This Report

This report and all data herein were produced by JobsEQ®, a product of Chmura Economics & Analytics. The information contained herein was obtained from sources we believe to be reliable. However, we cannot guarantee its accuracy and completeness.