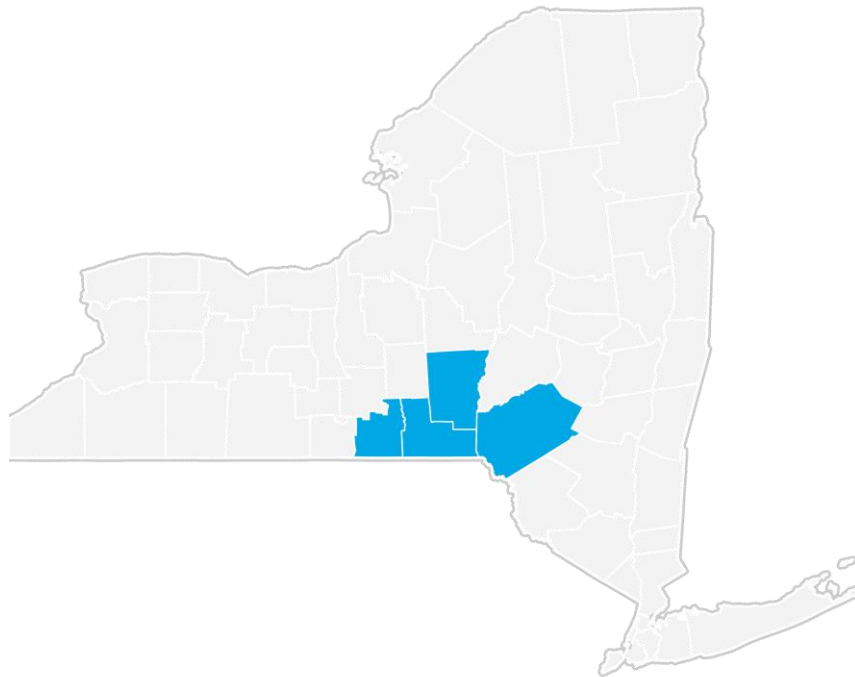


Real-Time Intelligence for Broome, Tioga, Delaware & Chenango



JOBS eQ

January 6, 2020

QUERY DEFINITION.....	3
SUMMARY	4
OPENINGS BY OCCUPATIONS.....	5
OPENINGS BY EMPLOYERS	7
OPENINGS BY CERTIFICATIONS	8
OPENINGS BY HARD SKILLS	9
OPENINGS BY SOFT SKILLS	10
OPENINGS BY JOB TITLES	11
OPENINGS BY EDUCATION LEVELS.....	12
OPENINGS BY PROGRAMS.....	13
OPENINGS BY LOCATIONS.....	14
FAQ.....	15

Query Definition

Online job postings for Broome, Tioga, Delaware & Chenango for the 30 day period ending 1/5/2020.



Summary

Total Job							Education		
Posts	Occupations	Employers	Certifications	Hard Skills	Soft Skills	Job Titles	Levels	Programs	Locations
8,026	507	2,260	188	1,053	101	5,477	5	239	730

Openings by Occupations

SOC	Occupation	Occupations			Total Ads	
		Median Duration	Ads Closed	JPLQ		
41-2031.00	Retail Salespersons	30	70	1.19	471	
41-1011.00	First-Line Supervisors of Retail Sales Workers	33	29	1.43	349	
29-1141.00	Registered Nurses	28	47	1.30	263	
43-4051.00	Customer Service Representatives	31	19	2.21	253	
35-3021.00	Combined Food Preparation and Serving Workers, Including Fast Food	63	11	1.12	231	
21-1093.00	Social and Human Service Assistants	27	14	1.14	231	
35-1012.00	First-Line Supervisors of Food Preparation and Serving Workers	62	13	1.00	174	
41-3099.00	Sales Representatives, Services, All Other	20	43	1.70	170	
53-3032.00	Heavy and Tractor-Trailer Truck Drivers	12	29	2.07	158	
11-9111.00	Medical and Health Services Managers	25	35	1.60	133	
49-9071.00	Maintenance and Repair Workers, General	49	15	0.97	123	
37-2011.00	Janitors and Cleaners, Except Maids and Housekeeping Cleaners	24	6	0.80	107	
43-6014.00	Secretaries and Administrative Assistants, Except Legal, Medical, and Executive	16	18	0.96	100	
43-5081.01	Stock Clerks, Sales Floor	17	24	1.17	100	
53-3031.00	Driver/Sales Workers	24	9	1.17	93	
15-1151.00	Computer User Support Specialists	35	10	1.01	90	
53-7062.00	Laborers and Freight, Stock, and Material Movers, Hand	52	19	1.64	83	
15-1132.00	Software Developers, Applications	19	29	0.88	81	
35-2014.00	Cooks, Restaurant	37	6	1.27	81	
43-6013.00	Medical Secretaries	18	3	3.65	72	
41-2011.00	Cashiers	20	11	1.12	71	
31-1014.00	Nursing Assistants	92	6	0.74	55	
15-1142.00	Network and Computer Systems Administrators	22	10	0.83	54	

Occupations

SOC	Occupation	Median Duration	Ads Closed	JPLQ	Total Ads	
13-1111.00	Management Analysts	20	18	0.94	51	
35-3031.00	Waiters and Waitresses	n/a	0	0.90	46	

Source: [JobsEQ®](http://www.chmuraecon.com/jobseq)

Data reflect online job postings for the 30 day period ending 1/5/2020

Note: Data are subject to revision. Please do not use the volume of data for historical comparisons until such time that an adjusted historical series of these data are provided.

Openings by Employers

Employers

Employer Name	Median Duration	Ads Closed	Total Ads	
United Health Services	83	26	340	
Binghamton University	n/a	0	150	
Speedway	n/a	0	140	
Lockheed Martin	58	24	134	
BAE Systems	43	18	96	
Dollar General	4	1	71	
C.R. England	n/a	0	64	
State of New York	15	36	60	
SUNY Delhi	n/a	0	51	
Addison Group	43	6	45	
CVS	28	6	43	
McDonalds	1,162	4	43	
Elderwood	43	18	40	
Lowe's	22	26	40	
The Raymond Corporation	n/a	0	39	
United Methodist Homes	21	3	39	
A.O. Fox Hospital	n/a	0	38	
Ascension	511	2	35	
Centers Health Care	181	11	35	
AutoZone	n/a	0	34	
Chobani	n/a	0	33	
Lourdes, NY	n/a	0	33	
Family Dollar	n/a	0	32	
Advance Auto Parts	16	8	31	
Broome County New York	41	5	31	











Source: [JobsEQ®](#)

Data reflect online job postings for the 30 day period ending 1/5/2020

Note: Data are subject to revision. Please do not use the volume of data for historical comparisons until such time that an adjusted historical series of these data are provided.

Openings by Certifications

Certifications

Certificate Name	Median Duration	Ads Closed	Total Ads	
Driver's License	31	19	245	
Registered Nurse (RN)	41	26	170	
Certification in Cardiopulmonary Resuscitation (CPR)	59	15	141	
Basic Life Support (BLS)	30	11	87	
Advanced Cardiac Life Support Certification (ACLS)	59	7	51	
Licensed Practical Nurse (LPN)	25	10	48	
First Aid Certification	31	4	43	
Class A Commercial Driver's License (CDL-A)	20	9	36	
Certified Nursing Assistant (CNA)	80	2	32	
Secret Clearance	27	5	32	

Source: [JobsEQ®](#)

Data reflect online job postings for the 30 day period ending 1/5/2020

Note: Data are subject to revision. Please do not use the volume of data for historical comparisons until such time that an adjusted historical series of these data are provided.

Openings by Hard Skills

Hard Skills

Skill Name	Median Duration	Ads Closed	Total Ads	
Microsoft Excel	23	123	609	
Microsoft Office	22	90	549	
Cash Handling	26	30	478	
Ability to Lift 41-50 lbs.	67	33	442	
Retail Sales	30	75	400	
Ability to Lift 51-100 lbs.	24	69	345	
Microsoft Outlook	26	43	244	
Microsoft Word	32	36	244	
Sales	21	42	222	
Merchandising	30	49	214	

Source: [JobsEQ®](#)

Data reflect online job postings for the 30 day period ending 1/5/2020

Note: Data are subject to revision. Please do not use the volume of data for historical comparisons until such time that an adjusted historical series of these data are provided.

Openings by Soft Skills

Soft Skills

Skill Name	Median Duration	Ads Closed	Total Ads	
Communication (Verbal and written skills)	24	514	3,279	
Cooperative/Team Player	22	324	1,787	
Customer Service	30	249	1,731	
Organization	24	173	1,171	
Self-Motivated/Ability to Work Independently/Self Leadership	23	193	1,151	
Detail Oriented/Meticulous	21	159	976	
Adaptability/Flexibility/Tolerance of Change and Uncertainty	32	108	952	
Supervision/Management	26	140	840	
Interpersonal Relationships/Maintain Relationships	23	158	717	
Ability to Work in a Fast Paced Environment	23	117	681	

Source: [JobsEQ®](#)

Data reflect online job postings for the 30 day period ending 1/5/2020

Note: Data are subject to revision. Please do not use the volume of data for historical comparisons until such time that an adjusted historical series of these data are provided.

Openings by Job Titles

Job Title	Job Titles			Total Ads
	Median Duration	Ads Closed	Ads	
Become a Truck Driver - Earn your Class A CDL	n/a	0	32	
Assistant Manager Trainee 40	n/a	0	26	
Assistant Manager Trainee 50	n/a	0	26	
Customer Service Representative FT	n/a	0	26	
Customer Service Representative PT	n/a	0	26	
Assistant Manager	61	2	25	
Customer Service Associate II	30	15	21	
Customer Service Representative	18	6	21	
Cashier	15	6	20	
Delivery Driver	220	3	20	
Administrative Assistant	55	4	19	
Driver Helper	6	18	19	
Cook	40	1	18	
Dishwasher	n/a	0	17	
ASST STORE MGR in NY	n/a	0	14	
Bartender	n/a	0	12	
Customer Service Associate	63	3	12	
Direct Support Professional	n/a	0	12	
General Manager	n/a	0	11	
Clinical Social Worker LCSW	10	6	10	
Sales Associate	n/a	0	10	
Crew	1,162	2	9	
Maintenance Technician	190	1	9	
CBD Specialist	n/a	0	8	
Customer Service Rep	31	1	8	

Source: [JobsEQ®](#)

Data reflect online job postings for the 30 day period ending 1/5/2020

Note: Data are subject to revision. Please do not use the volume of data for historical comparisons until such time that an adjusted historical series of these data are provided.

Openings by Education Levels

Education Levels

Minimum Education Level	Median Duration	Ads Closed	Total Ads	
High school diploma or equivalent	35	202	2,163	
Bachelor's degree	23	246	1,177	
Associate's degree	34	47	410	
Master's degree	18	16	145	
Doctoral or professional degree	10	7	81	
Unspecified/other	22	672	4,050	

Source: [JobsEQ®](#)

Data reflect online job postings for the 30 day period ending 1/5/2020

Note: Data are subject to revision. Please do not use the volume of data for historical comparisons until such time that an adjusted historical series of these data are provided.

Openings by Programs

Program Name	Programs			Total Ads
	Median Duration	Ads Closed		
Computer Science	32	43	133	
Business	20	23	129	
Engineering	33	30	126	
Nursing	29	13	110	
Accounting	25	20	98	
Business Administration	22	21	88	
Electrical Engineering	101	19	68	
Technical	103	11	68	
Social Work	10	4	66	
Human Services	10	7	62	











Source: [JobsEQ®](#)

Data reflect online job postings for the 30 day period ending 1/5/2020

Note: Data are subject to revision. Please do not use the volume of data for historical comparisons until such time that an adjusted historical series of these data are provided.

Openings by Locations

Locations

Location	Median Duration	Ads Closed	Total Ads	
Binghamton, New York	30	98	988	
Walton, New York	18	327	519	
Oneonta, NY 13820	86	14	328	
Vestal, NY 13850	27	10	293	
Vestal, New York	35	33	270	
Johnson City, NY 13790	64	24	251	
Oneonta, New York	47	24	250	
Binghamton, NY 13901	30	9	208	
Endicott, New York	62	31	195	
Binghamton, NY 13905	56	6	185	

Source: [JobsEQ®](#)

Data reflect online job postings for the 30 day period ending 1/5/2020

Note: Data are subject to revision. Please do not use the volume of data for historical comparisons until such time that an adjusted historical series of these data are provided.

FAQ

What is SOC?

The Standard Occupational Classification system (SOC) is used to classify workers into occupational categories. RTI classifies workers in one of the 1,090 8-digit level codes known as the O*NET-SOC Occupational Listings. In addition, occupations are combined to form 23 major groups (2-digit level), 97 minor groups (3-digit), and 461 occupation groups (5-digit), and 840 detailed occupations (6-digit). Each occupation group includes occupations requiring similar job duties, skills, education, or experience.

How does the time period work?

Online job postings included in this report are those that meet the Query Definition parameters (shown above) and that were active at any point in the specified time frame preceding the date this report is generated. As such, this report may include some ads that were closed as of the date of this report; in addition, this report may include some ads that were first posted prior to the specified time frame referred to above.

What are “active” and “closed” ads?

An “active” ad refers to an online job posting that was still posted online when Chmura’s web crawler last viewed that page, which occurs at least once a week. An ad is considered “closed” if Chmura’s web crawler no longer sees the ad listed or if the ad is specifically designated on the site as no longer being active.

Is every online-job-ad website included in these data?

We make every attempt to catch all of the significant job-posting websites across the United States, but we cannot guarantee complete, 100% coverage. If you have any questions about a particular website, please don’t hesitate to ask.

What certifications are included and how are they defined?

We include over 3,000 different certifications in our job ad analyses. A complete list can be found in the JobsEQ help section, along with further information about those certifications.

About This Report

This report and all data herein were produced by JobsEQ®, a product of Chmura Economics & Analytics. The information contained herein was obtained from sources we believe to be reliable. However, we cannot guarantee its accuracy and completeness.