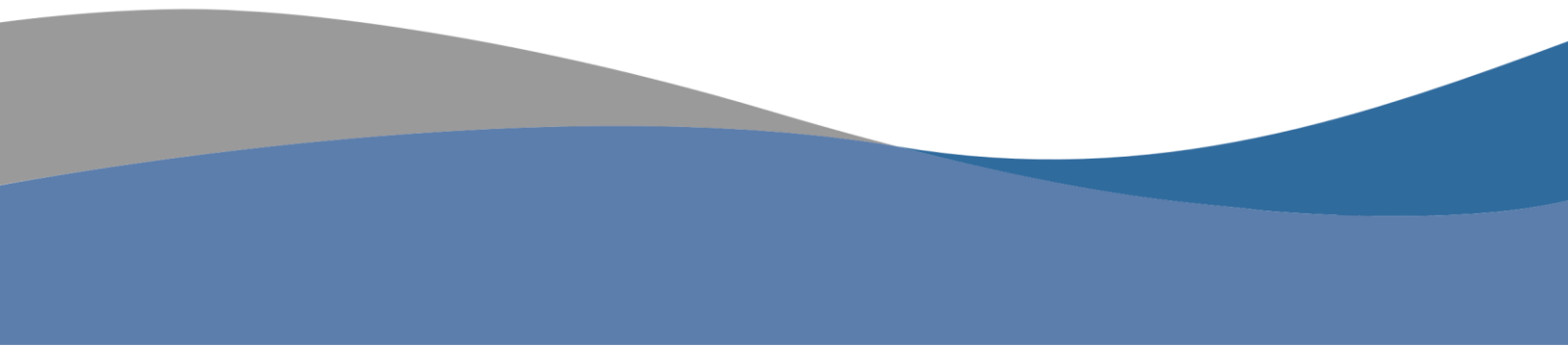




---

# Real-Time Intelligence Report

---



Query Definition ..... 3

Summary ..... 4

Openings by Occupations..... 5

Openings by Locations ..... 6

Openings by Employers..... 7

Openings by Certifications ..... 8

Openings by Hard Skills ..... 9

Openings by Soft Skills ..... 10

Openings by Job Titles..... 11

Openings by Education Levels..... 12

Openings by Programs ..... 13

Openings by Job Types ..... 14

FAQ..... 15

# Query Definition

Online job postings for the 30 day period ending 3/1/2020, meeting all of the following criteria:

- This region: Broome County, New York

-

# Summary

Total Job								Education		
Posts	Occupations	Locations	Employers	Certifications	Hard Skills	Soft Skills	Job Titles	Levels	Programs	Job Types
5,101	451	343	1,533	144	846	96	3,809	5	196	7

# Openings by Occupations

SOC	Occupation	Occupations			Total Ads	
		Median Duration	Ads Closed	JPLQ		
41-2031.00	Retail Salespersons	29	71	1.03	316	
41-1011.00	First-Line Supervisors of Retail Sales Workers	19	24	1.24	211	
43-4051.00	Customer Service Representatives	20	45	2.12	188	
29-1141.00	Registered Nurses	18	36	0.82	142	
35-3021.00	Combined Food Preparation and Serving Workers, Including Fast Food	59	19	0.88	136	
21-1093.00	Social and Human Service Assistants	29	21	0.72	131	
41-3099.00	Sales Representatives, Services, All Other	23	43	1.35	119	
35-1012.00	First-Line Supervisors of Food Preparation and Serving Workers	66	17	0.80	109	
43-6014.00	Secretaries and Administrative Assistants, Except Legal, Medical, and Executive	32	17	0.98	84	
49-9071.00	Maintenance and Repair Workers, General	74	18	0.80	75	

Source: [JobsEQ®](https://www.chmuraecon.com/jobseq)

Data reflect online job postings for the 30 day period ending 3/1/2020

Note: Data are subject to revision. Please do not use the volume of data for historical comparisons until such time that an adjusted historical series of these data are provided.

# Openings by Locations

Location	Locations			Total Ads	
	Median Duration	Ads Closed			
Binghamton, New York	34	224	1,007		
Vestal, NY 13850	59	61	349		
Johnson City, NY 13790	77	44	291		
Binghamton, NY 13901	30	78	289		
Vestal, New York	23	95	253		
Endicott, NY 13760	114	39	221		
Binghamton, NY 13905	77	37	216		
Endicott, New York	65	57	182		
Binghamton, NY 13903	33	31	175		
BINGHAMTON, New York 13901	12	87	149		

Source: [JobsEQ®](#)

Data reflect online job postings for the 30 day period ending 3/1/2020

Note: Data are subject to revision. Please do not use the volume of data for historical comparisons until such time that an adjusted historical series of these data are provided.

# Openings by Employers

## Employers

Employer Name	Median Duration	Ads Closed	Total Ads	
United Health Services	114	40	295	
Binghamton University	72	4	187	
BAE Systems	81	27	97	
Speedway	n/a	0	68	
C.R. England	n/a	0	60	
Lourdes, NY	64	6	60	
The Raymond Corporation	145	10	55	
Broome County New York	76	6	42	
United Methodist Homes	37	14	32	
CVS	14	2	30	

Source: [JobsEQ®](#)

Data reflect online job postings for the 30 day period ending 3/1/2020

Note: Data are subject to revision. Please do not use the volume of data for historical comparisons until such time that an adjusted historical series of these data are provided.

# Openings by Certifications

## Certifications

Certificate Name	Median Duration	Ads Closed	Total Ads	
Driver's License	57	46	168	
Certification in Cardiopulmonary Resuscitation (CPR)	85	12	93	
Registered Nurse (RN)	44	22	84	
Basic Life Support (BLS)	20	13	62	
Licensed Practical Nurse (LPN)	15	6	28	
First Aid Certification	47	6	26	
Class A Commercial Driver's License (CDL-A)	11	8	24	
Commercial Driver's License (CDL)	96	3	23	
Secret Clearance	12	6	23	
Advanced Cardiac Life Support Certification (ACLS)	48	4	19	

Source: [JobsEQ®](#)

Data reflect online job postings for the 30 day period ending 3/1/2020

Note: Data are subject to revision. Please do not use the volume of data for historical comparisons until such time that an adjusted historical series of these data are provided.



# Openings by Hard Skills

## Hard Skills

Skill Name	Median Duration	Ads Closed	Total Ads	
Microsoft Office	41	94	381	
Microsoft Excel	35	93	350	
Ability to Lift 41-50 lbs.	33	34	273	
Cash Handling	24	27	249	
Retail Sales	29	44	226	
Ability to Lift 51-100 lbs.	29	31	160	
Microsoft Word	63	37	149	
Sales	26	38	147	
Teaching/Training, School	68	18	133	
Ability to Lift 21-30 lbs.	26	26	127	

Source: [JobsEQ®](#)

Data reflect online job postings for the 30 day period ending 3/1/2020

Note: Data are subject to revision. Please do not use the volume of data for historical comparisons until such time that an adjusted historical series of these data are provided.

# Openings by Soft Skills

## Soft Skills

Skill Name	Median Duration	Ads Closed	Total Ads	
Communication (Verbal and written skills)	31	474	2,072	
Customer Service	28	295	1,188	
Cooperative/Team Player	28	243	1,011	
Self-Motivated/Ability to Work Independently/Self Leadership	33	177	734	
Organization	33	134	701	
Adaptability/Flexibility/Tolerance of Change and Uncertainty	39	136	637	
Detail Oriented/Meticulous	35	124	599	
Supervision/Management	25	81	458	
Ability to Work in a Fast Paced Environment	28	92	429	
Interpersonal Relationships/Maintain Relationships	25	109	427	

Source: [JobsEQ®](#)

Data reflect online job postings for the 30 day period ending 3/1/2020

Note: Data are subject to revision. Please do not use the volume of data for historical comparisons until such time that an adjusted historical series of these data are provided.

# Openings by Job Titles

Job Title	Job Titles			Total Ads	
	Median Duration	Ads Closed	Ads Open		
Become a Truck Driver - Earn your Class A CDL	n/a	0	30		
Cook	60	3	20		
Dishwasher	11	2	17		
Customer Service Representative	12	6	16		
Customer Service Representative FT	n/a	0	16		
Customer Service Representative PT	n/a	0	15		
Assistant Manager Trainee 40	n/a	0	14		
Assistant Manager Trainee 50	n/a	0	14		
Delivery Driver	25	1	14		
Administrative Assistant	63	2	13		

Source: [JobsEQ®](#)

Data reflect online job postings for the 30 day period ending 3/1/2020

Note: Data are subject to revision. Please do not use the volume of data for historical comparisons until such time that an adjusted historical series of these data are provided.

# Openings by Education Levels

## Education Levels











Minimum Education Level	Median Duration	Ads Closed	Total Ads	
High school diploma or equivalent	35	300	1,400	
Bachelor's degree	57	145	704	
Associate's degree	58	56	321	
Master's degree	120	12	89	
Doctoral or professional degree	32	3	59	
Unspecified/other	23	707	2,528	

Source: [JobsEQ®](#)

Data reflect online job postings for the 30 day period ending 3/1/2020

Note: Data are subject to revision. Please do not use the volume of data for historical comparisons until such time that an adjusted historical series of these data are provided.

# Openings by Programs

Program Name	Programs			Total Ads
	Median Duration	Ads Closed		
Business	71	18	94	
Engineering	42	25	88	
Nursing	63	11	60	
Computer Science	81	16	58	
Business Administration	36	8	56	
Technical	32	7	54	
Accounting	11	9	48	
Human Services	15	11	40	
Social Work	48	4	38	
Marketing	24	5	34	

Source: [JobsEQ®](#)

Data reflect online job postings for the 30 day period ending 3/1/2020

Note: Data are subject to revision. Please do not use the volume of data for historical comparisons until such time that an adjusted historical series of these data are provided.

# Openings by Job Types

Type	Job Types			Total Ads	
	Median Duration	Ads Closed			
Full-Time	18	711	1,823		
Part-Time	14	366	1,025		
Permanent	26	67	167		
Temporary (unspecified)	27	28	117		
Temporary (short-term)	9	5	14		
Temporary (long-term)	21	2	10		
Temp-to-Hire	8	4	6		
Unspecified/other	71	369	2,717		

Source: [JobsEQ®](#)

Data reflect online job postings for the 30 day period ending 3/1/2020

Note: Data are subject to revision. Please do not use the volume of data for historical comparisons until such time that an adjusted historical series of these data are provided.

# FAQ

## What is SOC?

The Standard Occupational Classification system (SOC) is used to classify workers into occupational categories. RTI classifies workers in one of the 1,090 8-digit level codes known as the O\*NET-SOC Occupational Listings. In addition, occupations are combined to form 23 major groups (2-digit level), 97 minor groups (3-digit), and 461 occupation groups (5-digit), and 840 detailed occupations (6-digit). Each occupation group includes occupations requiring similar job duties, skills, education, or experience.

## How does the time period work?

Online job postings included in this report are those that meet the Query Definition parameters (shown above) and that were active at any point in the specified time frame preceding the date this report is generated. As such, this report may include some ads that were closed as of the date of this report; in addition, this report may include some ads that were first posted prior to the specified time frame referred to above.

## What are “active” and “closed” ads?

An “active” ad refers to an online job posting that was still posted online when Chmura’s web crawler last viewed that page, which occurs at least once a week. An ad is considered “closed” if Chmura’s web crawler no longer sees the ad listed or if the ad is specifically designated on the site as no longer being active.

## Is every online-job-ad website included in these data?

We make every attempt to catch all of the significant job-posting websites across the United States, but we cannot guarantee complete, 100% coverage. If you have any questions about a particular website, please don’t hesitate to ask.

## What certifications are included and how are they defined?

We include over 3,000 different certifications in our job ad analyses. A complete list can be found in the JobsEQ help section, along with further information about those certifications.

### About This Report

This report and all data herein were produced by JobsEQ®, a product of Chmura Economics & Analytics. The information contained herein was obtained from sources we believe to be reliable. However, we cannot guarantee its accuracy and completeness.