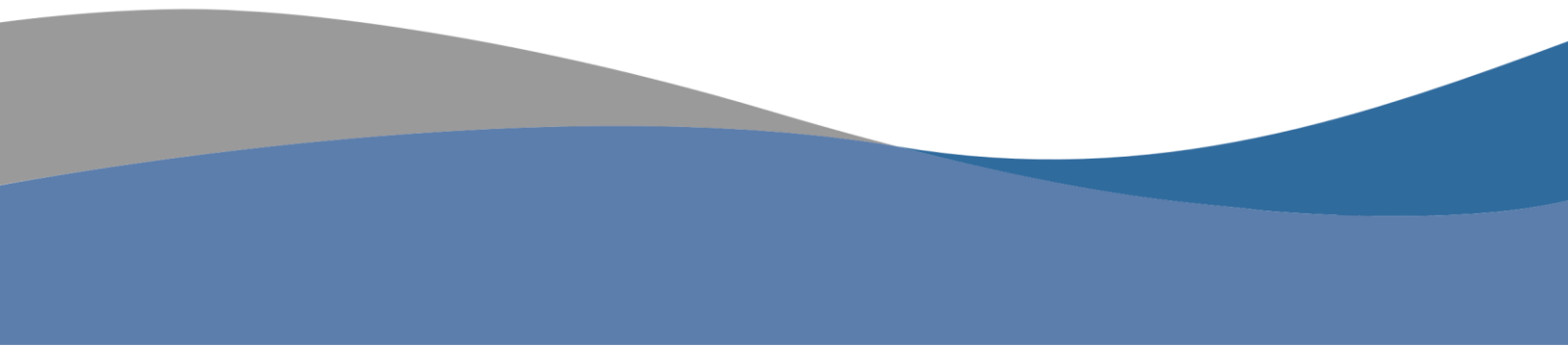




Real-Time Intelligence Report



Query Definition 3

Summary 4

Openings by Occupations..... 5

Openings by Locations 6

Openings by Employers..... 7

Openings by Certifications 8

Openings by Hard Skills 9

Openings by Soft Skills 10

Openings by Job Titles..... 11

Openings by Education Levels..... 12

Openings by Programs 13

Openings by Job Types 14

FAQ..... 15

Query Definition

Online job postings for the 30 day period ending 3/1/2020, meeting all of the following criteria:

- This region: Broome-Tioga

-

Summary

Total Job								Education			
Posts	Occupations	Locations	Employers	Certifications	Hard Skills	Soft Skills	Job Titles	Levels	Programs	Job Types	
5,775	468	412	1,674	148	883	98	4,170	5	205	7	

Openings by Occupations

		Occupations				
SOC	Occupation	Median Duration	Ads Closed	JPLQ	Total Ads	
41-2031.00	Retail Salespersons	18	78	1.01	347	
41-1011.00	First-Line Supervisors of Retail Sales Workers	20	25	1.18	236	
43-4051.00	Customer Service Representatives	20	48	2.05	204	
29-1141.00	Registered Nurses	18	44	0.93	166	
21-1093.00	Social and Human Service Assistants	28	27	0.80	159	
35-3021.00	Combined Food Preparation and Serving Workers, Including Fast Food	60	21	0.85	149	
41-3099.00	Sales Representatives, Services, All Other	22	48	1.31	129	
35-1012.00	First-Line Supervisors of Food Preparation and Serving Workers	40	19	0.80	123	
43-6014.00	Secretaries and Administrative Assistants, Except Legal, Medical, and Executive	34	21	0.95	92	
49-9071.00	Maintenance and Repair Workers, General	60	24	0.83	91	

Source: [JobsEQ®](#)

Data reflect online job postings for the 30 day period ending 3/1/2020

Note: Data are subject to revision. Please do not use the volume of data for historical comparisons until such time that an adjusted historical series of these data are provided.

Openings by Locations

Location	Locations			Total Ads
	Median Duration	Ads Closed		
Binghamton, New York	34	224	1,007	
Vestal, NY 13850	59	61	349	
Johnson City, NY 13790	77	44	291	
Binghamton, NY 13901	30	78	289	
Vestal, New York	23	95	252	
Endicott, NY 13760	114	39	221	
Binghamton, NY 13905	77	37	216	
Endicott, New York	65	57	182	
Binghamton, NY 13903	33	31	175	
Owego, New York	49	40	150	

Source: [JobsEQ®](#)

Data reflect online job postings for the 30 day period ending 3/1/2020

Note: Data are subject to revision. Please do not use the volume of data for historical comparisons until such time that an adjusted historical series of these data are provided.

Openings by Employers

Employers

Employer Name	Median Duration	Ads Closed	Total Ads	
United Health Services	114	42	300	
Binghamton University	72	4	187	
Lockheed Martin	39	31	99	
BAE Systems	81	27	97	
Speedway	n/a	0	84	
C.R. England	n/a	0	64	
The Raymond Corporation	145	10	55	
Lourdes, NY	60	5	50	
CVS	25	8	44	
Broome County New York	76	6	42	








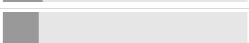

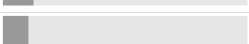
Source: [JobsEQ®](#)

Data reflect online job postings for the 30 day period ending 3/1/2020

Note: Data are subject to revision. Please do not use the volume of data for historical comparisons until such time that an adjusted historical series of these data are provided.

Openings by Certifications

Certifications

Certificate Name	Median Duration	Ads Closed	Total Ads	
Driver's License	41	53	190	
Registered Nurse (RN)	32	30	106	
Certification in Cardiopulmonary Resuscitation (CPR)	85	14	99	
Basic Life Support (BLS)	17	14	63	
Licensed Practical Nurse (LPN)	15	6	37	
Secret Clearance	16	9	34	
Class A Commercial Driver's License (CDL-A)	12	10	31	
First Aid Certification	47	6	28	
Commercial Driver's License (CDL)	96	3	24	
Advanced Cardiac Life Support Certification (ACLS)	33	5	20	

Source: [JobsEQ®](#)

Data reflect online job postings for the 30 day period ending 3/1/2020

Note: Data are subject to revision. Please do not use the volume of data for historical comparisons until such time that an adjusted historical series of these data are provided.

Openings by Hard Skills

Hard Skills

Skill Name	Median Duration	Ads Closed	Total Ads	
Microsoft Office	44	113	446	
Microsoft Excel	44	106	397	
Ability to Lift 41-50 lbs.	33	42	315	
Cash Handling	25	32	298	
Retail Sales	29	46	254	
Ability to Lift 51-100 lbs.	28	34	198	
Microsoft Word	63	39	164	
Sales	29	41	153	
Teaching/Training, School	61	19	139	
Ability to Lift 21-30 lbs.	26	26	131	

Source: [JobsEQ®](#)

Data reflect online job postings for the 30 day period ending 3/1/2020

Note: Data are subject to revision. Please do not use the volume of data for historical comparisons until such time that an adjusted historical series of these data are provided.

Openings by Soft Skills

Soft Skills

Skill Name	Median Duration	Ads Closed	Total Ads	
Communication (Verbal and written skills)	31	542	2,377	
Customer Service	28	334	1,321	
Cooperative/Team Player	29	289	1,170	
Self-Motivated/Ability to Work Independently/Self Leadership	32	202	825	
Organization	32	153	809	
Adaptability/Flexibility/Tolerance of Change and Uncertainty	41	149	707	
Detail Oriented/Meticulous	35	140	672	
Supervision/Management	27	96	536	
Interpersonal Relationships/Maintain Relationships	25	126	483	
Ability to Work in a Fast Paced Environment	27	103	478	

Source: [JobsEQ®](#)

Data reflect online job postings for the 30 day period ending 3/1/2020

Note: Data are subject to revision. Please do not use the volume of data for historical comparisons until such time that an adjusted historical series of these data are provided.

Openings by Job Titles

Job Title	Job Titles			Total Ads	
	Median Duration	Ads Closed	Ads		
Become a Truck Driver - Earn your Class A CDL	n/a	0	32		
Cook	36	6	25		
Customer Service Representative	12	7	18		
Customer Service Representative FT	n/a	0	18		
Dishwasher	18	3	18		
Customer Service Representative PT	n/a	0	17		
Administrative Assistant	60	3	16		
Assistant Manager Trainee 40	n/a	0	16		
Assistant Manager Trainee 50	n/a	0	16		
Delivery Driver	25	1	14		

Source: [JobsEQ®](#)

Data reflect online job postings for the 30 day period ending 3/1/2020

Note: Data are subject to revision. Please do not use the volume of data for historical comparisons until such time that an adjusted historical series of these data are provided.

Openings by Education Levels

Education Levels

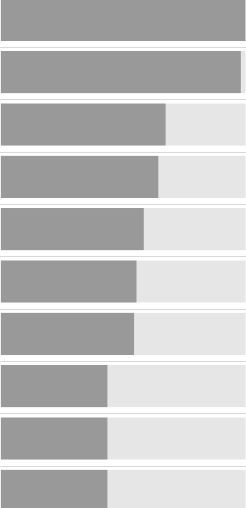
Minimum Education Level	Median Duration	Ads Closed	Total Ads	
High school diploma or equivalent	35	342	1,619	
Bachelor's degree	40	165	778	
Associate's degree	58	59	344	
Master's degree	59	17	98	
Doctoral or professional degree	32	3	60	
Unspecified/other	23	804	2,876	

Source: [JobsEQ®](#)

Data reflect online job postings for the 30 day period ending 3/1/2020

Note: Data are subject to revision. Please do not use the volume of data for historical comparisons until such time that an adjusted historical series of these data are provided.

Openings by Programs

Program Name	Programs			Total Ads	
	Median Duration	Ads Closed	Median Duration		
Business	72	19	101		
Engineering	42	27	99		
Nursing	49	15	68		
Computer Science	79	18	65		
Technical	32	7	59		
Business Administration	36	8	56		
Accounting	11	11	55		
Electrical Engineering	76	9	44		
Human Services	22	12	44		
Social Work	32	6	44		

Source: [JobsEQ®](#)

Data reflect online job postings for the 30 day period ending 3/1/2020

Note: Data are subject to revision. Please do not use the volume of data for historical comparisons until such time that an adjusted historical series of these data are provided.

Openings by Job Types

Type	Job Types			Total Ads
	Median Duration	Ads Closed		
Full-Time	18	806		2,026
Part-Time	13	420		1,163
Permanent	25	86		195
Temporary (unspecified)	27	33		133
Temporary (short-term)	11	6		17
Temporary (long-term)	21	2		11
Temp-to-Hire	8	4		6
Unspecified/other	71	423		3,101

Source: [JobsEQ®](#)

Data reflect online job postings for the 30 day period ending 3/1/2020

Note: Data are subject to revision. Please do not use the volume of data for historical comparisons until such time that an adjusted historical series of these data are provided.

FAQ

What is SOC?

The Standard Occupational Classification system (SOC) is used to classify workers into occupational categories. RTI classifies workers in one of the 1,090 8-digit level codes known as the O*NET-SOC Occupational Listings. In addition, occupations are combined to form 23 major groups (2-digit level), 97 minor groups (3-digit), and 461 occupation groups (5-digit), and 840 detailed occupations (6-digit). Each occupation group includes occupations requiring similar job duties, skills, education, or experience.

How does the time period work?

Online job postings included in this report are those that meet the Query Definition parameters (shown above) and that were active at any point in the specified time frame preceding the date this report is generated. As such, this report may include some ads that were closed as of the date of this report; in addition, this report may include some ads that were first posted prior to the specified time frame referred to above.

What are “active” and “closed” ads?

An “active” ad refers to an online job posting that was still posted online when Chmura’s web crawler last viewed that page, which occurs at least once a week. An ad is considered “closed” if Chmura’s web crawler no longer sees the ad listed or if the ad is specifically designated on the site as no longer being active.

Is every online-job-ad website included in these data?

We make every attempt to catch all of the significant job-posting websites across the United States, but we cannot guarantee complete, 100% coverage. If you have any questions about a particular website, please don’t hesitate to ask.

What certifications are included and how are they defined?

We include over 3,000 different certifications in our job ad analyses. A complete list can be found in the JobsEQ help section, along with further information about those certifications.

About This Report

This report and all data herein were produced by JobsEQ®, a product of Chmura Economics & Analytics. The information contained herein was obtained from sources we believe to be reliable. However, we cannot guarantee its accuracy and completeness.