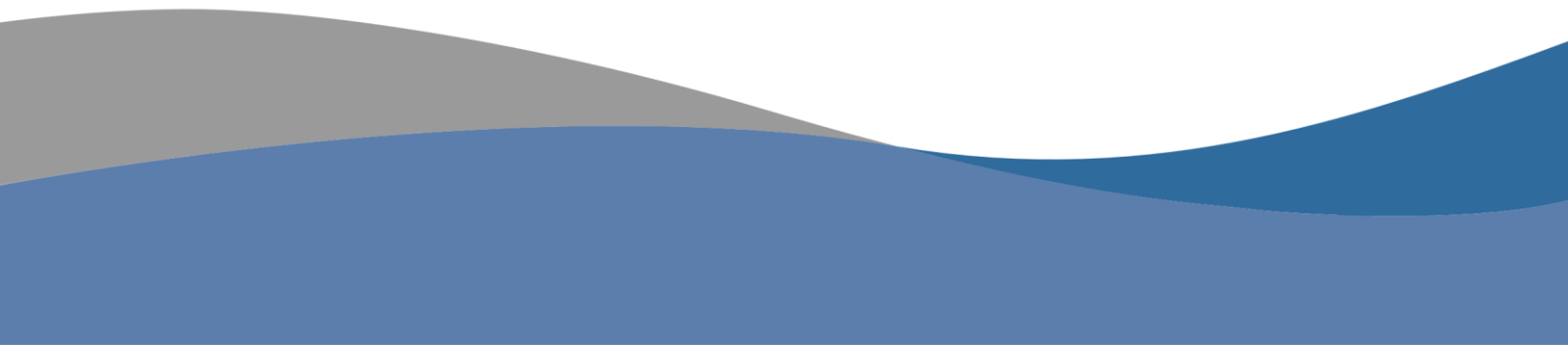




---

# Real-Time Intelligence Report

---



Query Definition ..... 3

Summary ..... 4

Openings by Occupations..... 5

Openings by Locations ..... 6

Openings by Employers..... 7

Openings by Certifications ..... 8

Openings by Hard Skills ..... 9

Openings by Soft Skills ..... 10

Openings by Job Titles..... 11

Openings by Education Levels..... 12

Openings by Programs ..... 13

Openings by Job Types ..... 14

FAQ..... 15

# Query Definition

Online job postings for the 30 day period ending 3/1/2020, meeting all of the following criteria:

- This region: Four County Region

-

# Summary

Total Job									Education			
Posts	Occupations	Locations	Employers	Certifications	Hard Skills	Soft Skills	Job Titles	Levels	Programs	Job Types		
8,376	531	722	2,268	183	1,025	101	5,712	5	239	7		

# Openings by Occupations

SOC	Occupation	Occupations			Total Ads	
		Median Duration	Ads Closed	JPLQ		
41-2031.00	Retail Salespersons	29	112	1.18	497	
41-1011.00	First-Line Supervisors of Retail Sales Workers	22	37	1.35	357	
43-4051.00	Customer Service Representatives	20	60	2.22	286	
21-1093.00	Social and Human Service Assistants	40	43	1.07	277	
29-1141.00	Registered Nurses	16	83	1.31	275	
35-3021.00	Combined Food Preparation and Serving Workers, Including Fast Food	86	32	1.10	230	
35-1012.00	First-Line Supervisors of Food Preparation and Serving Workers	66	29	1.06	197	
41-3099.00	Sales Representatives, Services, All Other	23	61	1.36	171	
49-9071.00	Maintenance and Repair Workers, General	50	44	1.01	152	
43-6014.00	Secretaries and Administrative Assistants, Except Legal, Medical, and Executive	32	32	1.05	133	

Source: [JobsEQ®](#)

Data reflect online job postings for the 30 day period ending 3/1/2020

Note: Data are subject to revision. Please do not use the volume of data for historical comparisons until such time that an adjusted historical series of these data are provided.

# Openings by Locations

Location	Locations			Total Ads	
	Median Duration	Ads Closed	Total		
Binghamton, New York	34	224	1,007		
Oneonta, NY 13820	76	62	382		
Vestal, NY 13850	59	61	349		
Johnson City, NY 13790	77	44	291		
Binghamton, NY 13901	30	78	289		
Oneonta, New York	26	62	270		
Vestal, New York	23	95	251		
Endicott, NY 13760	105	38	220		
Binghamton, NY 13905	77	37	216		
Endicott, New York	67	56	181		

Source: [JobsEQ®](#)

Data reflect online job postings for the 30 day period ending 3/1/2020

Note: Data are subject to revision. Please do not use the volume of data for historical comparisons until such time that an adjusted historical series of these data are provided.

# Openings by Employers

## Employers

Employer Name	Median Duration	Ads Closed	Total Ads	
United Health Services	114	46	350	
Binghamton University	72	4	187	
Speedway	n/a	0	139	
BAE Systems	81	27	97	
Lockheed Martin	46	29	97	
SUNY Delhi	n/a	0	80	
C.R. England	26	3	68	
Dollar General	25	3	65	
The Raymond Corporation	145	10	55	
AutoZone	n/a	0	46	

Source: [JobsEQ®](#)

Data reflect online job postings for the 30 day period ending 3/1/2020

Note: Data are subject to revision. Please do not use the volume of data for historical comparisons until such time that an adjusted historical series of these data are provided.

# Openings by Certifications

## Certifications

Certificate Name	Median Duration	Ads Closed	Total Ads	
Driver's License	41	78	308	
Registered Nurse (RN)	21	51	177	
Certification in Cardiopulmonary Resuscitation (CPR)	33	28	157	
Basic Life Support (BLS)	15	27	101	
Licensed Practical Nurse (LPN)	15	10	54	
Advanced Cardiac Life Support Certification (ACLS)	17	20	53	
Class A Commercial Driver's License (CDL-A)	12	23	48	
First Aid Certification	33	7	47	
Commercial Driver's License (CDL)	59	9	43	
Secret Clearance	16	9	34	

Source: [JobsEQ®](#)

Data reflect online job postings for the 30 day period ending 3/1/2020

Note: Data are subject to revision. Please do not use the volume of data for historical comparisons until such time that an adjusted historical series of these data are provided.



# Openings by Hard Skills

## Hard Skills

Skill Name	Median Duration	Ads Closed	Total Ads	
Microsoft Excel	31	177	622	
Microsoft Office	40	173	607	
Cash Handling	16	56	475	
Ability to Lift 41-50 lbs.	39	54	465	
Retail Sales	29	71	376	
Ability to Lift 51-100 lbs.	26	54	324	
Microsoft Word	51	71	287	
Microsoft Outlook	60	65	245	
Sales	21	66	241	
Teaching/Training, School	35	27	220	











Source: [JobsEQ®](#)

Data reflect online job postings for the 30 day period ending 3/1/2020

Note: Data are subject to revision. Please do not use the volume of data for historical comparisons until such time that an adjusted historical series of these data are provided.

# Openings by Soft Skills

## Soft Skills

Skill Name	Median Duration	Ads Closed	Total Ads	
Communication (Verbal and written skills)	28	817	3,458	
Customer Service	26	479	1,923	
Cooperative/Team Player	25	441	1,739	
Self-Motivated/Ability to Work Independently/Self Leadership	29	298	1,220	
Organization	30	258	1,203	
Adaptability/Flexibility/Tolerance of Change and Uncertainty	41	219	1,040	
Detail Oriented/Meticulous	28	232	1,017	
Supervision/Management	25	155	825	
Multi-Task	26	140	686	
Accountable/Responsible/Reliable/Dependable/Trustworthy	27	155	678	

Source: [JobsEQ®](#)

Data reflect online job postings for the 30 day period ending 3/1/2020

Note: Data are subject to revision. Please do not use the volume of data for historical comparisons until such time that an adjusted historical series of these data are provided.

# Openings by Job Titles

Job Title	Job Titles			Total Ads	
	Median Duration	Ads Closed	Ads		
Become a Truck Driver - Earn your Class A CDL	n/a	0	32		
Cook	56	7	32		
Administrative Assistant	18	7	26		
Assistant Manager	151	1	26		
Customer Service Representative	18	12	26		
Customer Service Representative FT	n/a	0	26		
Assistant Manager Trainee 40	n/a	0	25		
Assistant Manager Trainee 50	n/a	0	25		
Customer Service Representative PT	n/a	0	25		
Cashier	10	4	17		

Source: [JobsEQ®](#)

Data reflect online job postings for the 30 day period ending 3/1/2020

Note: Data are subject to revision. Please do not use the volume of data for historical comparisons until such time that an adjusted historical series of these data are provided.

# Openings by Education Levels

## Education Levels

Minimum Education Level	Median Duration	Ads Closed	Total Ads	
High school diploma or equivalent	42	511	2,449	
Bachelor's degree	27	265	1,100	
Associate's degree	66	83	473	
Master's degree	32	29	154	
Doctoral or professional degree	31	6	81	
Unspecified/other	20	1,151	4,119	

Source: [JobsEQ®](#)

Data reflect online job postings for the 30 day period ending 3/1/2020

Note: Data are subject to revision. Please do not use the volume of data for historical comparisons until such time that an adjusted historical series of these data are provided.

# Openings by Programs









Program Name	Programs			Total Ads	
	Median Duration	Ads Closed			
Business	67	29	127		
Engineering	42	33	125		
Nursing	38	27	113		
Computer Science	72	25	89		
Accounting	14	17	83		
Business Administration	36	12	74		
Human Services	30	16	72		
Social Work	32	13	72		
Technical	48	12	70		
Mechanical Engineering	73	14	50		

Source: [JobsEQ®](#)

Data reflect online job postings for the 30 day period ending 3/1/2020

Note: Data are subject to revision. Please do not use the volume of data for historical comparisons until such time that an adjusted historical series of these data are provided.

# Openings by Job Types

Type	Job Types			Total Ads
	Median Duration	Ads Closed		
Full-Time	16	1,191	3,014	
Part-Time	15	577	1,632	
Permanent	22	105	243	
Temporary (unspecified)	22	56	205	
Temporary (short-term)	16	12	25	
Temporary (long-term)	13	3	25	
Temp-to-Hire	8	4	7	
Unspecified/other	61	621	4,459	

Source: [JobsEQ®](#)

Data reflect online job postings for the 30 day period ending 3/1/2020

Note: Data are subject to revision. Please do not use the volume of data for historical comparisons until such time that an adjusted historical series of these data are provided.

# FAQ

## What is SOC?

The Standard Occupational Classification system (SOC) is used to classify workers into occupational categories. RTI classifies workers in one of the 1,090 8-digit level codes known as the O\*NET-SOC Occupational Listings. In addition, occupations are combined to form 23 major groups (2-digit level), 97 minor groups (3-digit), and 461 occupation groups (5-digit), and 840 detailed occupations (6-digit). Each occupation group includes occupations requiring similar job duties, skills, education, or experience.

## How does the time period work?

Online job postings included in this report are those that meet the Query Definition parameters (shown above) and that were active at any point in the specified time frame preceding the date this report is generated. As such, this report may include some ads that were closed as of the date of this report; in addition, this report may include some ads that were first posted prior to the specified time frame referred to above.

## What are “active” and “closed” ads?

An “active” ad refers to an online job posting that was still posted online when Chmura’s web crawler last viewed that page, which occurs at least once a week. An ad is considered “closed” if Chmura’s web crawler no longer sees the ad listed or if the ad is specifically designated on the site as no longer being active.

## Is every online-job-ad website included in these data?

We make every attempt to catch all of the significant job-posting websites across the United States, but we cannot guarantee complete, 100% coverage. If you have any questions about a particular website, please don’t hesitate to ask.

## What certifications are included and how are they defined?

We include over 3,000 different certifications in our job ad analyses. A complete list can be found in the JobsEQ help section, along with further information about those certifications.

### About This Report

This report and all data herein were produced by JobsEQ®, a product of Chmura Economics & Analytics. The information contained herein was obtained from sources we believe to be reliable. However, we cannot guarantee its accuracy and completeness.