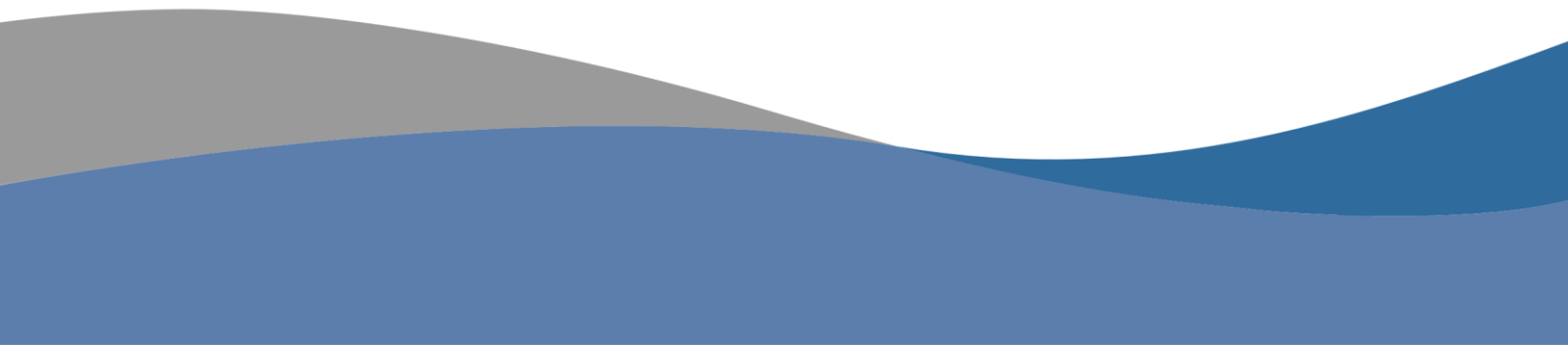




---

# Real-Time Intelligence Report

---



Query Definition ..... 3

Summary ..... 4

Openings by Occupations..... 5

Openings by Locations ..... 7

Openings by Employers..... 8

Openings by Certifications ..... 10

Openings by Hard Skills ..... 11

Openings by Soft Skills ..... 12

Openings by Job Titles..... 13

Openings by Education Levels..... 14

Openings by Programs ..... 15

Openings by Job Types ..... 16

FAQ..... 17

# Query Definition

Online job postings for the 30 day period ending 2/4/2020, meeting the following criteria:

- This region: Broome County, New York

# Summary

Total Job									Education		
Posts	Occupations	Locations	Employers	Certifications	Hard Skills	Soft Skills	Job Titles	Levels	Programs	Job Types	
5,025	444	350	1,485	142	832	96	3,704	5	193	7	

# Openings by Occupations

SOC	Occupation	Occupations			Total Ads	
		Median Duration	Ads Closed	JPLQ		
41-2031.00	Retail Salespersons	27	55	1.05	311	
41-1011.00	First-Line Supervisors of Retail Sales Workers	23	27	1.29	215	
43-4051.00	Customer Service Representatives	51	14	2.06	182	
29-1141.00	Registered Nurses	21	39	0.85	163	
35-3021.00	Combined Food Preparation and Serving Workers, Including Fast Food	52	12	0.85	138	
41-3099.00	Sales Representatives, Services, All Other	17	17	1.36	112	
21-1093.00	Social and Human Service Assistants	23	11	0.68	112	
35-1012.00	First-Line Supervisors of Food Preparation and Serving Workers	480	12	0.81	108	
53-3032.00	Heavy and Tractor-Trailer Truck Drivers	7	18	2.18	103	
43-6014.00	Secretaries and Administrative Assistants, Except Legal, Medical, and Executive	16	11	0.92	77	
37-2011.00	Janitors and Cleaners, Except Maids and Housekeeping Cleaners	86	12	0.68	73	
49-9071.00	Maintenance and Repair Workers, General	29	14	0.79	72	
15-1151.00	Computer User Support Specialists	46	9	1.05	71	
11-9111.00	Medical and Health Services Managers	17	6	0.91	63	
35-2014.00	Cooks, Restaurant	87	7	1.21	61	
43-5081.01	Stock Clerks, Sales Floor	32	10	0.96	59	
43-6013.00	Medical Secretaries	184	2	2.94	56	
53-3031.00	Driver/Sales Workers	39	7	1.01	56	
29-2061.00	Licensed Practical and Licensed Vocational Nurses	62	13	1.61	51	
41-2011.00	Cashiers	71	12	1.04	47	
13-1199.00	Business Operations Specialists, All Other	63	6	2.65	46	
35-3031.00	Waiters and Waitresses	103	2	1.05	42	
15-1132.00	Software Developers, Applications	45	4	0.63	39	
53-3033.00	Light Truck or Delivery Services Drivers	43	6	1.33	38	
39-9011.01	Nannies	48	2	0.82	36	
13-1071.00	Human Resources Specialists	40	3	1.06	36	

## Occupations

SOC	Occupation	Median Duration	Ads Closed	JPLQ	Total Ads	
37-2012.00	Maids and Housekeeping Cleaners	57	5	1.35	35	
53-7062.00	Laborers and Freight, Stock, and Material Movers, Hand	36	6	1.07	34	
43-3031.00	Bookkeeping, Accounting, and Auditing Clerks	55	4	1.11	32	
13-2011.01	Accountants	121	2	1.19	31	
31-1014.00	Nursing Assistants	71	7	0.51	29	
25-2011.00	Preschool Teachers, Except Special Education	15	2	1.05	29	
15-1142.00	Network and Computer Systems Administrators	158	2	0.57	26	
43-5081.03	Stock Clerks- Stockroom, Warehouse, or Storage Yard	53	2	0.81	26	
35-9021.00	Dishwashers	3	5	1.12	26	
35-2021.00	Food Preparation Workers	15	4	0.57	25	
11-2022.00	Sales Managers	44	3	0.85	25	
13-1111.00	Management Analysts	14	7	0.58	23	
39-9021.00	Personal Care Aides	62	3	0.93	23	
33-9032.00	Security Guards	27	10	1.00	22	
41-3031.02	Sales Agents, Financial Services	53	6	1.39	22	
43-4171.00	Receptionists and Information Clerks	n/a	0	0.54	21	
51-1011.00	First-Line Supervisors of Production and Operating Workers	50	3	0.72	20	
31-9092.00	Medical Assistants	168	1	0.64	16	
27-3031.00	Public Relations Specialists	49	2	0.81	16	
11-3031.02	Financial Managers, Branch or Department	42	2	0.52	15	
11-2021.00	Marketing Managers	89	1	0.45	14	
11-9199.00	Managers, All Other	29	3	1.20	14	
43-1011.00	First-Line Supervisors of Office and Administrative Support Workers	n/a	0	0.80	13	
51-9199.00	Production Workers, All Other	159	1	0.90	7	

Source: [JobsEQ®](https://www.chmuraecon.com/jobseq)

Data reflect online job postings for the 30 day period ending 2/4/2020

Note: Data are subject to revision. Please do not use the volume of data for historical comparisons until such time that an adjusted historical series of these data are provided.

# Openings by Locations

Location	Locations			Total Ads
	Median Duration	Ads Closed		
Binghamton, New York	39	126		1,029
Vestal, NY 13850	69	18		331
Vestal, New York	27	43		286
Johnson City, NY 13790	29	15		272
Binghamton, NY 13901	41	14		248
Binghamton, NY 13905	28	18		210
Endicott, NY 13760	47	13		204
Endicott, New York	52	49		199
Johnson City, New York	35	50		173
Binghamton, NY 13903	26	10		172

Source: [JobsEQ®](#)

Data reflect online job postings for the 30 day period ending 2/4/2020

Note: Data are subject to revision. Please do not use the volume of data for historical comparisons until such time that an adjusted historical series of these data are provided.

# Openings by Employers

## Employers

Employer Name	Median Duration	Ads Closed	Total Ads	
United Health Services	364	8	284	
Binghamton University	14	1	174	
BAE Systems	84	20	96	
Speedway	16	1	70	
C.R. England	n/a	0	60	
United Methodist Homes	56	31	59	
Lourdes, NY	77	2	53	
The Raymond Corporation	n/a	0	49	
Broome County New York	51	7	44	
Addison Group	134	5	39	
Dollar General	47	10	35	
Ascension	365	11	34	
Lowe's	17	19	32	
Visions Federal Credit Union	260	10	29	
ENSCO	51	14	28	
CVS	36	2	27	
State of New York	15	9	25	
H&R Block	n/a	0	23	
Maines Paper & Food Service, Inc.	n/a	0	23	
McDonald's	481	9	22	
AutoZone	n/a	0	20	
Express Employment Professionals	23	2	20	
Iberdrola	37	7	20	
Advance Auto Parts	54	9	19	
Family Dollar	21	1	19	
Bridgewater Center for Rehab and Nursing	121	2	18	
CSL	n/a	0	16	
Fastrac Markets	n/a	0	16	
Carrols Corporation	n/a	0	15	
Holiday Inn Binghamton	n/a	0	15	



## Employers

Employer Name	Median Duration	Ads Closed	Total Ads	
Care.com	50	1	14	
Universal Instruments Corporation	219	2	14	
CoreLife Eatery	234	1	13	
Sodexo	51	1	13	
Conduent	n/a	0	12	
Dominos	n/a	0	12	
Absolut Center of Endicott	89	4	11	
Broome County YMCA	19	6	11	
Girl Scouts of NYPENN Pathways Inc	n/a	0	11	
Helio Health, Inc.	n/a	0	11	
Home Depot	5	1	11	
Innovation Associates	39	1	11	
Lockheed Martin	n/a	0	11	
Achieve of NY	16	2	10	
Lockheed Martin Corporation	n/a	0	10	
The Research Foundation for SUNY at Binghamton	n/a	0	10	
Walmart	38	4	10	
Ascension, A43	n/a	0	9	
Binghamton City School District	60	1	9	
Binghamton Rumble Ponies	24	4	9	











Source: [JobsEQ®](#)

Data reflect online job postings for the 30 day period ending 2/4/2020

Note: Data are subject to revision. Please do not use the volume of data for historical comparisons until such time that an adjusted historical series of these data are provided.

# Openings by Certifications

## Certifications

Certificate Name	Median Duration	Ads Closed	Total Ads	
Driver's License	41	14	152	
Registered Nurse (RN)	47	15	93	
Certification in Cardiopulmonary Resuscitation (CPR)	13	8	87	
Basic Life Support (BLS)	20	4	55	
First Aid Certification	15	3	25	
Licensed Practical Nurse (LPN)	58	3	25	
Secret Clearance	63	4	22	
Class A Commercial Driver's License (CDL-A)	13	4	21	
Certified Nursing Assistant (CNA)	69	6	19	
Advanced Cardiac Life Support Certification (ACLS)	29	3	18	

Source: [JobsEQ®](#)

Data reflect online job postings for the 30 day period ending 2/4/2020

Note: Data are subject to revision. Please do not use the volume of data for historical comparisons until such time that an adjusted historical series of these data are provided.

# Openings by Hard Skills

## Hard Skills

Skill Name	Median Duration	Ads Closed	Total Ads	
Microsoft Office	32	56	376	
Microsoft Excel	37	56	354	
Ability to Lift 41-50 lbs.	35	34	278	
Cash Handling	48	34	256	
Retail Sales	26	44	233	
Sales	21	35	154	
Ability to Lift 51-100 lbs.	42	32	152	
Microsoft Word	33	23	145	
Ability to Lift 21-30 lbs.	18	27	126	
Teaching/Training, School	7	1	116	

Source: [JobsEQ®](#)

Data reflect online job postings for the 30 day period ending 2/4/2020

Note: Data are subject to revision. Please do not use the volume of data for historical comparisons until such time that an adjusted historical series of these data are provided.

# Openings by Soft Skills

## Soft Skills

Skill Name	Median Duration	Ads Closed	Total Ads	
Communication (Verbal and written skills)	33	282	1,988	
Customer Service	31	154	1,122	
Cooperative/Team Player	47	185	1,008	
Self-Motivated/Ability to Work Independently/Self Leadership	40	71	687	
Organization	34	91	677	
Adaptability/Flexibility/Tolerance of Change and Uncertainty	38	66	597	
Detail Oriented/Meticulous	29	61	571	
Supervision/Management	33	79	458	
Interpersonal Relationships/Maintain Relationships	28	80	434	
Ability to Work in a Fast Paced Environment	37	59	420	

Source: [JobsEQ®](#)

Data reflect online job postings for the 30 day period ending 2/4/2020

Note: Data are subject to revision. Please do not use the volume of data for historical comparisons until such time that an adjusted historical series of these data are provided.

# Openings by Job Titles

Job Title	Job Titles			Total Ads	
	Median Duration	Ads Closed	Ads		
Become a Truck Driver - Earn your Class A CDL	n/a	0	30		
Dishwasher	3	4	19		
Customer Service Representative FT	n/a	0	16		
Assistant Manager Trainee 40	16	1	15		
Assistant Manager Trainee 50	16	1	15		
Customer Service Representative PT	n/a	0	15		
General Manager	482	3	15		
Cook	111	1	14		
Customer Service Representative	85	2	14		
Delivery Driver	n/a	0	14		

Source: [JobsEQ®](#)

Data reflect online job postings for the 30 day period ending 2/4/2020

Note: Data are subject to revision. Please do not use the volume of data for historical comparisons until such time that an adjusted historical series of these data are provided.

# Openings by Education Levels

## Education Levels

Minimum Education Level	Median Duration	Ads Closed	Total Ads	
High school diploma or equivalent	38	168	1,326	
Bachelor's degree	48	95	707	
Associate's degree	41	38	316	
Master's degree	23	4	80	
Doctoral or professional degree	10	1	55	
Unspecified/other	31	361	2,541	

Source: [JobsEQ®](#)

Data reflect online job postings for the 30 day period ending 2/4/2020

Note: Data are subject to revision. Please do not use the volume of data for historical comparisons until such time that an adjusted historical series of these data are provided.

# Openings by Programs

Program Name	Programs			Total Ads	
	Median Duration	Ads Closed	Median Duration		
Business	52	17	90		
Engineering	39	13	88		
Computer Science	72	7	65		
Nursing	47	5	61		
Accounting	30	5	59		
Technical	82	5	52		
Business Administration	37	7	49		
Social Work	36	4	40		
Electrical Engineering	99	6	38		
Computer Engineering	72	5	33		

Source: [JobsEQ®](#)

Data reflect online job postings for the 30 day period ending 2/4/2020

Note: Data are subject to revision. Please do not use the volume of data for historical comparisons until such time that an adjusted historical series of these data are provided.

# Openings by Job Types

Type	Job Types			Total Ads
	Median Duration	Ads Closed		
Full-Time	15	222		1,368
Part-Time	15	104		750
Permanent	18	42		137
Temporary (unspecified)	18	18		104
Temporary (short-term)	7	3		15
Temporary (long-term)	48	6		14
Temp-to-Hire	7	1		9
Unspecified/other	51	382		3,215

Source: [JobsEQ®](#)

Data reflect online job postings for the 30 day period ending 2/4/2020

Note: Data are subject to revision. Please do not use the volume of data for historical comparisons until such time that an adjusted historical series of these data are provided.



# FAQ

## What is SOC?

The Standard Occupational Classification system (SOC) is used to classify workers into occupational categories. RTI classifies workers in one of the 1,090 8-digit level codes known as the O\*NET-SOC Occupational Listings. In addition, occupations are combined to form 23 major groups (2-digit level), 97 minor groups (3-digit), and 461 occupation groups (5-digit), and 840 detailed occupations (6-digit). Each occupation group includes occupations requiring similar job duties, skills, education, or experience.

## How does the time period work?

Online job postings included in this report are those that meet the Query Definition parameters (shown above) and that were active at any point in the specified time frame preceding the date this report is generated. As such, this report may include some ads that were closed as of the date of this report; in addition, this report may include some ads that were first posted prior to the specified time frame referred to above.

## What are “active” and “closed” ads?

An “active” ad refers to an online job posting that was still posted online when Chmura’s web crawler last viewed that page, which occurs at least once a week. An ad is considered “closed” if Chmura’s web crawler no longer sees the ad listed or if the ad is specifically designated on the site as no longer being active.

## Is every online-job-ad website included in these data?

We make every attempt to catch all of the significant job-posting websites across the United States, but we cannot guarantee complete, 100% coverage. If you have any questions about a particular website, please don’t hesitate to ask.

## What certifications are included and how are they defined?

We include over 3,000 different certifications in our job ad analyses. A complete list can be found in the JobsEQ help section, along with further information about those certifications.

### About This Report

This report and all data herein were produced by JobsEQ®, a product of Chmura Economics & Analytics. The information contained herein was obtained from sources we believe to be reliable. However, we cannot guarantee its accuracy and completeness.