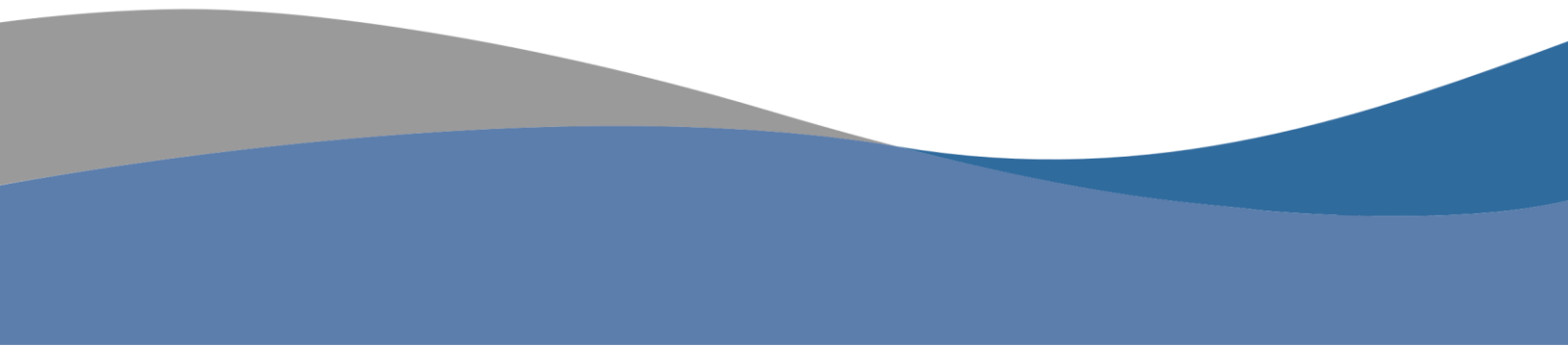




---

# Real-Time Intelligence Report

---



Query Definition ..... 3

Summary ..... 4

Openings by Occupations..... 5

Openings by Locations ..... 7

Openings by Employers..... 8

Openings by Certifications ..... 10

Openings by Hard Skills ..... 11

Openings by Soft Skills ..... 12

Openings by Job Titles..... 13

Openings by Education Levels..... 14

Openings by Programs ..... 15

Openings by Job Types ..... 16

FAQ..... 17

# Query Definition

Online job postings for the 30 day period ending 2/4/2020, meeting the following criteria:

- This region: Broome-Tioga

# Summary

Total Job								Education		
Posts	Occupations	Locations	Employers	Certifications	Hard Skills	Soft Skills	Job Titles	Levels	Programs	Job Types
5,727	458	423	1,635	145	871	98	4,063	5	204	7

# Openings by Occupations

SOC	Occupation	Occupations			Total Ads	
		Median Duration	Ads Closed	JPLQ		
41-2031.00	Retail Salespersons	26	57	1.02	334	
41-1011.00	First-Line Supervisors of Retail Sales Workers	23	30	1.24	242	
43-4051.00	Customer Service Representatives	51	15	2.02	200	
29-1141.00	Registered Nurses	23	53	0.99	196	
35-3021.00	Combined Food Preparation and Serving Workers, Including Fast Food	52	13	0.83	151	
21-1093.00	Social and Human Service Assistants	25	18	0.77	140	
53-3032.00	Heavy and Tractor-Trailer Truck Drivers	7	22	2.18	126	
35-1012.00	First-Line Supervisors of Food Preparation and Serving Workers	480	12	0.81	122	
41-3099.00	Sales Representatives, Services, All Other	17	19	1.32	121	
49-9071.00	Maintenance and Repair Workers, General	31	15	0.83	88	
43-6014.00	Secretaries and Administrative Assistants, Except Legal, Medical, and Executive	16	12	0.91	86	
37-2011.00	Janitors and Cleaners, Except Maids and Housekeeping Cleaners	83	13	0.66	80	
15-1151.00	Computer User Support Specialists	57	10	0.93	74	
11-9111.00	Medical and Health Services Managers	23	8	0.97	71	
43-5081.01	Stock Clerks, Sales Floor	32	12	0.93	66	
35-2014.00	Cooks, Restaurant	87	7	1.12	66	
53-3031.00	Driver/Sales Workers	21	9	1.02	63	
13-1199.00	Business Operations Specialists, All Other	29	12	3.09	62	
43-6013.00	Medical Secretaries	184	2	3.00	60	
29-2061.00	Licensed Practical and Licensed Vocational Nurses	61	15	1.65	59	
41-2011.00	Cashiers	63	13	1.09	57	
53-7062.00	Laborers and Freight, Stock, and Material Movers, Hand	41	8	1.32	51	
15-1132.00	Software Developers, Applications	71	6	0.61	48	
35-3031.00	Waiters and Waitresses	103	2	0.99	46	
53-3033.00	Light Truck or Delivery Services Drivers	43	8	1.34	44	
15-1142.00	Network and Computer Systems Administrators	91	4	0.76	41	

## Occupations

SOC	Occupation	Median Duration	Ads Closed	JPLQ	Total Ads	
37-2012.00	Maids and Housekeeping Cleaners	36	6	1.30	40	
13-1071.00	Human Resources Specialists	40	5	0.99	39	
43-3031.00	Bookkeeping, Accounting, and Auditing Clerks	55	4	1.14	38	
39-9011.01	Nannies	48	2	0.71	37	
31-1014.00	Nursing Assistants	69	11	0.56	36	
13-2011.01	Accountants	121	2	1.06	32	
43-5081.03	Stock Clerks- Stockroom, Warehouse, or Storage Yard	59	3	0.87	32	
25-2011.00	Preschool Teachers, Except Special Education	15	2	1.00	31	
39-9021.00	Personal Care Aides	62	3	1.05	30	
51-1011.00	First-Line Supervisors of Production and Operating Workers	50	3	0.81	29	
35-2021.00	Food Preparation Workers	15	4	0.55	28	
13-1111.00	Management Analysts	36	9	0.59	27	
35-9021.00	Dishwashers	3	5	1.01	27	
33-9032.00	Security Guards	25	12	0.82	26	
11-2022.00	Sales Managers	44	3	0.71	25	
41-3031.02	Sales Agents, Financial Services	43	7	1.40	25	
43-4171.00	Receptionists and Information Clerks	n/a	0	0.54	23	
31-9092.00	Medical Assistants	90	2	0.68	18	
11-3031.02	Financial Managers, Branch or Department	15	3	0.54	18	
11-9199.00	Managers, All Other	41	4	1.18	17	
27-3031.00	Public Relations Specialists	49	2	0.74	16	
11-2021.00	Marketing Managers	89	1	0.40	15	
51-9199.00	Production Workers, All Other	159	1	1.39	13	
43-1011.00	First-Line Supervisors of Office and Administrative Support Workers	n/a	0	0.71	13	

Source: [JobsEQ®](#)

Data reflect online job postings for the 30 day period ending 2/4/2020

Note: Data are subject to revision. Please do not use the volume of data for historical comparisons until such time that an adjusted historical series of these data are provided.

# Openings by Locations

Location	Locations			Total Ads
	Median Duration	Ads Closed		
Binghamton, New York	39	126		1,029
Vestal, NY 13850	69	18		331
Vestal, New York	27	43		286
Johnson City, NY 13790	29	15		272
Binghamton, NY 13901	41	14		248
Binghamton, NY 13905	28	18		210
Endicott, NY 13760	47	13		204
Endicott, New York	52	49		199
Johnson City, New York	35	50		173
Binghamton, NY 13903	26	10		172

Source: [JobsEQ®](#)

Data reflect online job postings for the 30 day period ending 2/4/2020

Note: Data are subject to revision. Please do not use the volume of data for historical comparisons until such time that an adjusted historical series of these data are provided.

# Openings by Employers

## Employers

Employer Name	Median Duration	Ads Closed	Total Ads	
United Health Services	364	8	289	
Binghamton University	14	1	174	
Lockheed Martin	40	26	120	
BAE Systems	84	20	96	
Speedway	16	1	86	
C.R. England	n/a	0	64	
United Methodist Homes	55	33	63	
Elderwood	41	26	55	
Dollar General	47	12	49	
The Raymond Corporation	n/a	0	49	
Broome County New York	51	7	44	
Lourdes, NY	77	2	44	
CVS	38	4	41	
Addison Group	134	5	39	
Ascension	365	11	34	
Visions Federal Credit Union	260	11	33	
State of New York	15	14	32	
AutoZone	n/a	0	28	
ENSCO	51	14	28	
Lowe's	17	16	27	
H&R Block	n/a	0	25	
Family Dollar	21	1	23	
Express Employment Professionals	23	2	21	
Maines Paper & Food Service, Inc.	n/a	0	21	
McDonalds	481	10	21	
Bridgewater Center for Rehab and Nursing	121	2	20	
Advance Auto Parts	54	9	19	
CSL	n/a	0	16	
Fastrac Markets	n/a	0	16	
Carrols Corporation	n/a	0	15	



## Employers

Employer Name	Median Duration	Ads Closed	Total Ads	
CVS Health	7	1	14	
Care.com	50	1	14	
Express Mart	n/a	0	14	
Universal Instruments Corporation	219	2	14	
CoreLife Eatery	234	1	13	
Holiday Inn Binghamton	n/a	0	13	
Iberdrola	33	6	13	
LOCKHEED MARTIN CORPORATION	n/a	0	13	
Sodexo	51	1	13	
Achieve of NY	16	2	12	
Conduent	n/a	0	12	
Dominos	n/a	0	12	
Absolut Center of Endicott	89	4	11	
Broome County YMCA	19	6	11	
Spectrum	n/a	0	11	
Tioga Downs	n/a	0	11	
Allied Universal	25	9	10	
Crown Holdings	n/a	0	10	
Girl Scouts of NYPENN Pathways Inc	n/a	0	10	
Home Depot	5	3	10	











Source: [JobsEQ®](#)

Data reflect online job postings for the 30 day period ending 2/4/2020

Note: Data are subject to revision. Please do not use the volume of data for historical comparisons until such time that an adjusted historical series of these data are provided.

# Openings by Certifications

## Certifications

Certificate Name	Median Duration	Ads Closed	Total Ads	
Driver's License	29	17	174	
Registered Nurse (RN)	41	27	124	
Certification in Cardiopulmonary Resuscitation (CPR)	13	8	93	
Basic Life Support (BLS)	20	4	56	
Licensed Practical Nurse (LPN)	41	8	38	
Secret Clearance	49	7	33	
Class A Commercial Driver's License (CDL-A)	18	5	27	
First Aid Certification	15	3	27	
Advanced Cardiac Life Support Certification (ACLS)	29	3	19	
Certified Nursing Assistant (CNA)	69	6	19	

Source: [JobsEQ®](#)

Data reflect online job postings for the 30 day period ending 2/4/2020

Note: Data are subject to revision. Please do not use the volume of data for historical comparisons until such time that an adjusted historical series of these data are provided.

# Openings by Hard Skills

## Hard Skills

Skill Name	Median Duration	Ads Closed	Total Ads	
Microsoft Office	30	67	441	
Microsoft Excel	31	65	404	
Ability to Lift 41-50 lbs.	28	36	319	
Cash Handling	47	38	305	
Retail Sales	27	48	262	
Ability to Lift 51-100 lbs.	38	35	190	
Sales	22	38	163	
Microsoft Word	31	27	158	
Ability to Lift 21-30 lbs.	20	28	131	
Teaching/Training, School	26	2	123	

Source: [JobsEQ®](#)

Data reflect online job postings for the 30 day period ending 2/4/2020

Note: Data are subject to revision. Please do not use the volume of data for historical comparisons until such time that an adjusted historical series of these data are provided.

# Openings by Soft Skills

## Soft Skills

Skill Name	Median Duration	Ads Closed	Total Ads	
Communication (Verbal and written skills)	33	334	2,306	
Customer Service	29	170	1,251	
Cooperative/Team Player	44	210	1,181	
Organization	31	110	792	
Self-Motivated/Ability to Work Independently/Self Leadership	31	87	779	
Adaptability/Flexibility/Tolerance of Change and Uncertainty	33	77	679	
Detail Oriented/Meticulous	30	74	652	
Supervision/Management	37	98	545	
Interpersonal Relationships/Maintain Relationships	28	94	502	
Ability to Work in a Fast Paced Environment	31	70	479	

Source: [JobsEQ®](#)

Data reflect online job postings for the 30 day period ending 2/4/2020

Note: Data are subject to revision. Please do not use the volume of data for historical comparisons until such time that an adjusted historical series of these data are provided.

# Openings by Job Titles

Job Title	Job Titles			Total Ads	
	Median Duration	Ads Closed	Ads		
Become a Truck Driver - Earn your Class A CDL	n/a	0	32		
Dishwasher	3	4	20		
Cook	62	2	18		
Customer Service Representative FT	n/a	0	18		
Assistant Manager Trainee 40	16	1	17		
Assistant Manager Trainee 50	16	1	17		
Customer Service Representative PT	n/a	0	17		
Customer Service Representative	85	2	15		
Administrative Assistant	60	1	14		
Delivery Driver	n/a	0	14		

Source: [JobsEQ®](https://www.chmuraecon.com/jobseq)

Data reflect online job postings for the 30 day period ending 2/4/2020

Note: Data are subject to revision. Please do not use the volume of data for historical comparisons until such time that an adjusted historical series of these data are provided.

# Openings by Education Levels

## Education Levels

Minimum Education Level	Median Duration	Ads Closed	Total Ads	
High school diploma or equivalent	33	196	1,554	
Bachelor's degree	44	113	800	
Associate's degree	41	42	336	
Master's degree	23	4	87	
Doctoral or professional degree	10	1	55	
Unspecified/other	32	419	2,895	

Source: [JobsEQ®](http://www.chmuraecon.com/jobseq)

Data reflect online job postings for the 30 day period ending 2/4/2020

Note: Data are subject to revision. Please do not use the volume of data for historical comparisons until such time that an adjusted historical series of these data are provided.

# Openings by Programs

Program Name	Programs			Total Ads
	Median Duration	Ads Closed		
Engineering	39	13	99	
Business	51	20	98	
Computer Science	72	7	72	
Nursing	41	8	72	
Accounting	30	5	66	
Technical	60	7	58	
Electrical Engineering	99	6	51	
Business Administration	37	7	49	
Social Work	56	5	46	
Computer Engineering	72	5	40	

Source: [JobsEQ®](#)

Data reflect online job postings for the 30 day period ending 2/4/2020

Note: Data are subject to revision. Please do not use the volume of data for historical comparisons until such time that an adjusted historical series of these data are provided.

# Openings by Job Types

Type	Job Types			Total Ads
	Median Duration	Ads Closed		
Full-Time	16	265	1,520	
Part-Time	15	124	858	
Permanent	23	62	169	
Temporary (unspecified)	18	22	114	
Temporary (short-term)	39	4	19	
Temporary (long-term)	48	6	17	
Temp-to-Hire	7	1	9	
Unspecified/other	49	435	3,693	

Source: [JobsEQ®](#)

Data reflect online job postings for the 30 day period ending 2/4/2020

Note: Data are subject to revision. Please do not use the volume of data for historical comparisons until such time that an adjusted historical series of these data are provided.



# FAQ

## What is SOC?

The Standard Occupational Classification system (SOC) is used to classify workers into occupational categories. RTI classifies workers in one of the 1,090 8-digit level codes known as the O\*NET-SOC Occupational Listings. In addition, occupations are combined to form 23 major groups (2-digit level), 97 minor groups (3-digit), and 461 occupation groups (5-digit), and 840 detailed occupations (6-digit). Each occupation group includes occupations requiring similar job duties, skills, education, or experience.

## How does the time period work?

Online job postings included in this report are those that meet the Query Definition parameters (shown above) and that were active at any point in the specified time frame preceding the date this report is generated. As such, this report may include some ads that were closed as of the date of this report; in addition, this report may include some ads that were first posted prior to the specified time frame referred to above.

## What are “active” and “closed” ads?

An “active” ad refers to an online job posting that was still posted online when Chmura’s web crawler last viewed that page, which occurs at least once a week. An ad is considered “closed” if Chmura’s web crawler no longer sees the ad listed or if the ad is specifically designated on the site as no longer being active.

## Is every online-job-ad website included in these data?

We make every attempt to catch all of the significant job-posting websites across the United States, but we cannot guarantee complete, 100% coverage. If you have any questions about a particular website, please don’t hesitate to ask.

## What certifications are included and how are they defined?

We include over 3,000 different certifications in our job ad analyses. A complete list can be found in the JobsEQ help section, along with further information about those certifications.

### About This Report

This report and all data herein were produced by JobsEQ®, a product of Chmura Economics & Analytics. The information contained herein was obtained from sources we believe to be reliable. However, we cannot guarantee its accuracy and completeness.