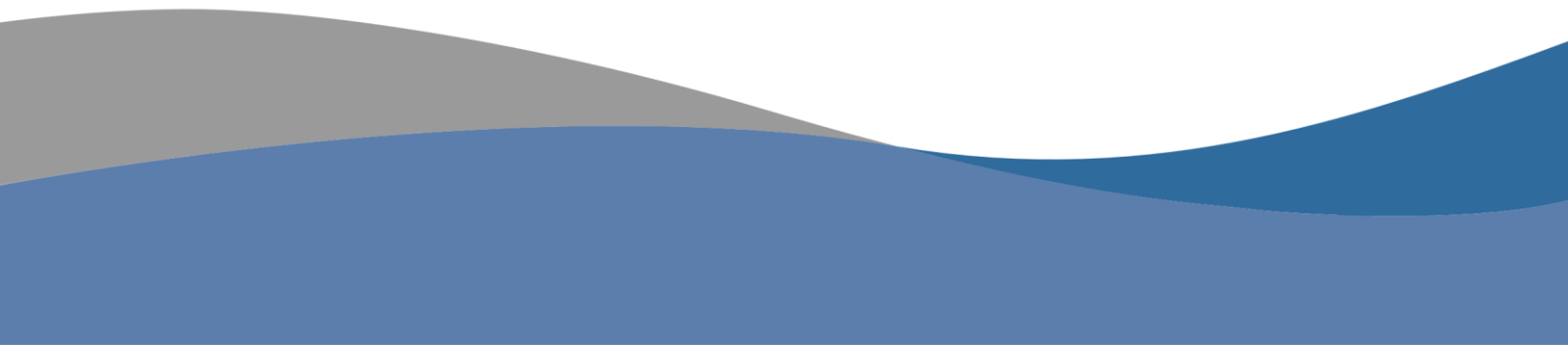




Real-Time Intelligence Report



Query Definition 3

Summary 4

Openings by Occupations..... 5

Openings by Locations 7

Openings by Employers..... 8

Openings by Certifications 10

Openings by Hard Skills 11

Openings by Soft Skills 12

Openings by Job Titles..... 13

Openings by Education Levels..... 14

Openings by Programs 15

Openings by Job Types 16

FAQ..... 17

Query Definition

Online job postings for the 30 day period ending 2/4/2020, meeting the following criteria:

- This region: Four County Region

Summary

Total Job								Education		
Posts	Occupations	Locations	Employers	Certifications	Hard Skills	Soft Skills	Job Titles	Levels	Programs	Job Types
8,236	517	716	2,217	177	1,023	101	5,581	5	241	7

Openings by Occupations

SOC	Occupation	Occupations			Total Ads	
		Median Duration	Ads Closed	JPLQ		
41-2031.00	Retail Salespersons	27	81	1.18	479	
41-1011.00	First-Line Supervisors of Retail Sales Workers	36	41	1.41	363	
29-1141.00	Registered Nurses	21	77	1.32	307	
43-4051.00	Customer Service Representatives	51	23	2.23	287	
21-1093.00	Social and Human Service Assistants	25	27	1.06	252	
35-3021.00	Combined Food Preparation and Serving Workers, Including Fast Food	67	18	1.05	231	
35-1012.00	First-Line Supervisors of Food Preparation and Serving Workers	480	16	1.04	191	
41-3099.00	Sales Representatives, Services, All Other	12	21	1.41	166	
53-3032.00	Heavy and Tractor-Trailer Truck Drivers	11	37	2.07	159	
49-9071.00	Maintenance and Repair Workers, General	31	25	1.00	146	
37-2011.00	Janitors and Cleaners, Except Maids and Housekeeping Cleaners	53	16	0.84	126	
43-6014.00	Secretaries and Administrative Assistants, Except Legal, Medical, and Executive	19	14	0.93	115	
11-9111.00	Medical and Health Services Managers	28	15	1.26	113	
43-5081.01	Stock Clerks, Sales Floor	25	20	1.10	99	
15-1151.00	Computer User Support Specialists	57	10	0.94	94	
29-2061.00	Licensed Practical and Licensed Vocational Nurses	39	23	2.00	93	
35-2014.00	Cooks, Restaurant	87	9	1.25	87	
41-2011.00	Cashiers	39	17	1.25	86	
43-6013.00	Medical Secretaries	24	6	3.65	85	
53-3031.00	Driver/Sales Workers	15	15	1.11	84	
53-7062.00	Laborers and Freight, Stock, and Material Movers, Hand	22	14	1.46	75	
13-1199.00	Business Operations Specialists, All Other	26	14	2.88	74	
31-1014.00	Nursing Assistants	60	13	0.77	64	
15-1132.00	Software Developers, Applications	71	6	0.62	60	
53-3033.00	Light Truck or Delivery Services Drivers	34	11	1.45	60	
13-1071.00	Human Resources Specialists	29	8	1.14	59	

Occupations

SOC	Occupation	Median	Ads	JPLQ	Total	
		Duration	Closed		Ads	
51-1011.00	First-Line Supervisors of Production and Operating Workers	39	12	0.95	59	
35-3031.00	Waiters and Waitresses	103	2	0.98	54	
37-2012.00	Maids and Housekeeping Cleaners	57	7	1.31	51	
25-2011.00	Preschool Teachers, Except Special Education	15	2	1.27	51	
15-1142.00	Network and Computer Systems Administrators	91	4	0.72	50	
43-3031.00	Bookkeeping, Accounting, and Auditing Clerks	65	5	1.06	47	
39-9011.01	Nannies	48	2	0.65	45	
43-5081.03	Stock Clerks- Stockroom, Warehouse, or Storage Yard	59	5	0.90	42	
13-2011.01	Accountants	119	3	0.98	39	
39-9021.00	Personal Care Aides	62	3	0.93	39	
13-1111.00	Management Analysts	14	11	0.65	38	
35-2021.00	Food Preparation Workers	15	4	0.59	37	
33-9032.00	Security Guards	25	14	0.95	36	
41-3031.02	Sales Agents, Financial Services	22	10	1.21	36	
11-2022.00	Sales Managers	44	3	0.73	34	
35-9021.00	Dishwashers	3	6	1.03	33	
43-4171.00	Receptionists and Information Clerks	n/a	0	0.62	32	
11-3031.02	Financial Managers, Branch or Department	15	5	0.67	31	
11-2021.00	Marketing Managers	47	4	0.58	29	
31-9092.00	Medical Assistants	90	2	0.81	25	
51-9199.00	Production Workers, All Other	159	1	1.62	24	
11-9199.00	Managers, All Other	41	4	1.07	22	
27-3031.00	Public Relations Specialists	8	3	0.73	20	
43-1011.00	First-Line Supervisors of Office and Administrative Support Workers	492	2	0.71	17	

Source: [JobsEQ®](https://www.chmuraecon.com/jobseq)

Data reflect online job postings for the 30 day period ending 2/4/2020

Note: Data are subject to revision. Please do not use the volume of data for historical comparisons until such time that an adjusted historical series of these data are provided.

Openings by Locations

Location	Locations			Total Ads
	Median Duration	Ads Closed		
Binghamton, New York	39	126		1,029
Oneonta, NY 13820	42	31		363
Vestal, NY 13850	69	18		331
Vestal, New York	27	43		286
Johnson City, NY 13790	29	15		271
Oneonta, New York	40	36		261
Binghamton, NY 13901	41	14		248
Binghamton, NY 13905	28	18		210
Endicott, NY 13760	47	13		202
Endicott, New York	52	49		197

Source: [JobsEQ®](#)

Data reflect online job postings for the 30 day period ending 2/4/2020

Note: Data are subject to revision. Please do not use the volume of data for historical comparisons until such time that an adjusted historical series of these data are provided.

Openings by Employers

Employers

Employer Name	Median Duration	Ads Closed	Total Ads	
United Health Services	364	9	336	
Binghamton University	14	1	174	
Speedway	16	1	140	
Lockheed Martin	41	25	118	
BAE Systems	84	20	96	
Dollar General	47	15	74	
C.R. England	15	1	67	
United Methodist Homes	55	33	63	
SUNY Delhi	n/a	0	62	
State of New York	15	25	53	
The Raymond Corporation	n/a	0	49	
AutoZone	n/a	0	46	
Lowe's	17	27	45	
Broome County New York	51	7	44	
CVS	38	4	43	
Chobani	44	4	42	
Elderwood	41	17	42	
Springbrook NY Inc	54	1	41	
A.O. Fox Hospital	n/a	0	40	
Lourdes, NY	60	1	40	
Addison Group	134	5	39	
McDonald's	481	10	38	
Ascension	365	11	34	
Family Dollar	21	1	34	
Visions Federal Credit Union	260	11	34	
SUNY Oneonta	n/a	0	30	
Advance Auto Parts	54	9	28	
Carrols Corporation	n/a	0	26	
Centers Health Care	50	23	25	
Sodexo	60	4	23	

Employers

Employer Name	Median Duration	Ads Closed	Total Ads
United States Postal Service	57	2	23
Achieve of NY	16	2	21
Bridgewater Center for Rehab and Nursing	121	2	20
Chenango County	65	1	20
Walgreens	50	7	20
Bassett Healthcare Network	13	5	19
Home Depot	5	3	19
Maines Paper & Food Service, Inc.	n/a	0	19
Amphenol Aerospace	64	2	18
ENSCO	31	10	18
CVS Health	16	2	17
DCMO BOCES	n/a	0	17
CSL	n/a	0	16
Clinical Management Consultants	42	3	16
Westchester Medical Center Health Network	57	5	16
Care.com	50	1	15
General Electric (GE) Aviation	42	7	14
Spectrum	n/a	0	14
Universal Instruments Corporation	219	2	14
Walmart	33	6	14

Source: [JobsEQ®](#)

Data reflect online job postings for the 30 day period ending 2/4/2020

Note: Data are subject to revision. Please do not use the volume of data for historical comparisons until such time that an adjusted historical series of these data are provided.

Openings by Certifications

Certifications

Certificate Name	Median Duration	Ads Closed	Total Ads	
Driver's License	26	24	288	
Registered Nurse (RN)	41	43	201	
Certification in Cardiopulmonary Resuscitation (CPR)	13	12	147	
Basic Life Support (BLS)	12	7	94	
Licensed Practical Nurse (LPN)	15	14	58	
Advanced Cardiac Life Support Certification (ACLS)	87	6	52	
Class A Commercial Driver's License (CDL-A)	19	13	43	
First Aid Certification	15	3	43	
Commercial Driver's License (CDL)	43	8	40	
Certified Nursing Assistant (CNA)	69	6	38	

Source: [JobsEQ®](#)

Data reflect online job postings for the 30 day period ending 2/4/2020

Note: Data are subject to revision. Please do not use the volume of data for historical comparisons until such time that an adjusted historical series of these data are provided.

Openings by Hard Skills

Hard Skills

Skill Name	Median Duration	Ads Closed	Total Ads	
Microsoft Excel	36	89	613	
Microsoft Office	33	81	570	
Cash Handling	47	53	474	
Ability to Lift 41-50 lbs.	29	39	466	
Retail Sales	26	72	384	
Ability to Lift 51-100 lbs.	36	49	308	
Microsoft Word	28	41	273	
Sales	25	51	244	
Microsoft Outlook	37	31	240	
Ability to Lift 31-40 lbs.	41	24	203	

Source: [JobsEQ®](#)

Data reflect online job postings for the 30 day period ending 2/4/2020

Note: Data are subject to revision. Please do not use the volume of data for historical comparisons until such time that an adjusted historical series of these data are provided.

Openings by Soft Skills

Soft Skills

Skill Name	Median Duration	Ads Closed	Total Ads	
Communication (Verbal and written skills)	36	459	3,336	
Customer Service	28	254	1,824	
Cooperative/Team Player	44	266	1,720	
Organization	34	157	1,177	
Self-Motivated/Ability to Work Independently/Self Leadership	27	128	1,164	
Adaptability/Flexibility/Tolerance of Change and Uncertainty	36	108	1,009	
Detail Oriented/Meticulous	29	113	969	
Supervision/Management	39	128	809	
Interpersonal Relationships/Maintain Relationships	26	127	686	
Ability to Work in a Fast Paced Environment	34	93	675	

Source: [JobsEQ®](#)

Data reflect online job postings for the 30 day period ending 2/4/2020

Note: Data are subject to revision. Please do not use the volume of data for historical comparisons until such time that an adjusted historical series of these data are provided.

Openings by Job Titles

Job Title	Job Titles			Total Ads	
	Median Duration	Ads Closed	Ads		
Become a Truck Driver - Earn your Class A CDL	n/a	0	32		
Customer Service Representative FT	n/a	0	27		
Assistant Manager Trainee 40	16	1	26		
Assistant Manager Trainee 50	16	1	26		
Customer Service Representative PT	n/a	0	26		
Assistant Manager	n/a	0	24		
Cook	110	3	23		
Customer Service Representative	22	4	23		
Administrative Assistant	60	1	20		
Customer Service Associate II	16	15	16		




Source: [JobsEQ®](#)

Data reflect online job postings for the 30 day period ending 2/4/2020

Note: Data are subject to revision. Please do not use the volume of data for historical comparisons until such time that an adjusted historical series of these data are provided.

Openings by Education Levels

Education Levels

Minimum Education Level	Median Duration	Ads Closed	Total Ads	
High school diploma or equivalent	39	274	2,344	
Bachelor's degree	42	158	1,118	
Associate's degree	40	55	451	
Master's degree	23	8	148	
Doctoral or professional degree	9	2	79	
Unspecified/other	27	581	4,096	

Source: [JobsEQ®](#)

Data reflect online job postings for the 30 day period ending 2/4/2020

Note: Data are subject to revision. Please do not use the volume of data for historical comparisons until such time that an adjusted historical series of these data are provided.

Openings by Programs

Program Name	Programs			Total Ads	
	Median Duration	Ads Closed			
Business	51	25	129		
Engineering	40	16	128		
Nursing	37	12	119		
Computer Science	64	8	97		
Accounting	41	10	93		
Social Work	24	10	76		
Business Administration	85	12	74		
Human Services	56	9	66		
Technical	51	9	66		
Electrical Engineering	99	6	54		

Source: [JobsEQ®](#)

Data reflect online job postings for the 30 day period ending 2/4/2020

Note: Data are subject to revision. Please do not use the volume of data for historical comparisons until such time that an adjusted historical series of these data are provided.

Openings by Job Types

Type	Job Types			Total Ads
	Median Duration	Ads Closed		
Full-Time	16	381	2,216	
Part-Time	16	156	1,204	
Permanent	20	75	205	
Temporary (unspecified)	19	31	181	
Temporary (short-term)	70	6	28	
Temporary (long-term)	48	6	28	
Temp-to-Hire	6	2	12	
Unspecified/other	47	600	5,296	

Source: [JobsEQ®](#)

Data reflect online job postings for the 30 day period ending 2/4/2020

Note: Data are subject to revision. Please do not use the volume of data for historical comparisons until such time that an adjusted historical series of these data are provided.

FAQ

What is SOC?

The Standard Occupational Classification system (SOC) is used to classify workers into occupational categories. RTI classifies workers in one of the 1,090 8-digit level codes known as the O*NET-SOC Occupational Listings. In addition, occupations are combined to form 23 major groups (2-digit level), 97 minor groups (3-digit), and 461 occupation groups (5-digit), and 840 detailed occupations (6-digit). Each occupation group includes occupations requiring similar job duties, skills, education, or experience.

How does the time period work?

Online job postings included in this report are those that meet the Query Definition parameters (shown above) and that were active at any point in the specified time frame preceding the date this report is generated. As such, this report may include some ads that were closed as of the date of this report; in addition, this report may include some ads that were first posted prior to the specified time frame referred to above.

What are “active” and “closed” ads?

An “active” ad refers to an online job posting that was still posted online when Chmura’s web crawler last viewed that page, which occurs at least once a week. An ad is considered “closed” if Chmura’s web crawler no longer sees the ad listed or if the ad is specifically designated on the site as no longer being active.

Is every online-job-ad website included in these data?

We make every attempt to catch all of the significant job-posting websites across the United States, but we cannot guarantee complete, 100% coverage. If you have any questions about a particular website, please don’t hesitate to ask.

What certifications are included and how are they defined?

We include over 3,000 different certifications in our job ad analyses. A complete list can be found in the JobsEQ help section, along with further information about those certifications.

About This Report

This report and all data herein were produced by JobsEQ®, a product of Chmura Economics & Analytics. The information contained herein was obtained from sources we believe to be reliable. However, we cannot guarantee its accuracy and completeness.